

# MOTORCYCLE TIRES

Product range 2024



























**KEEP ON RIDING**

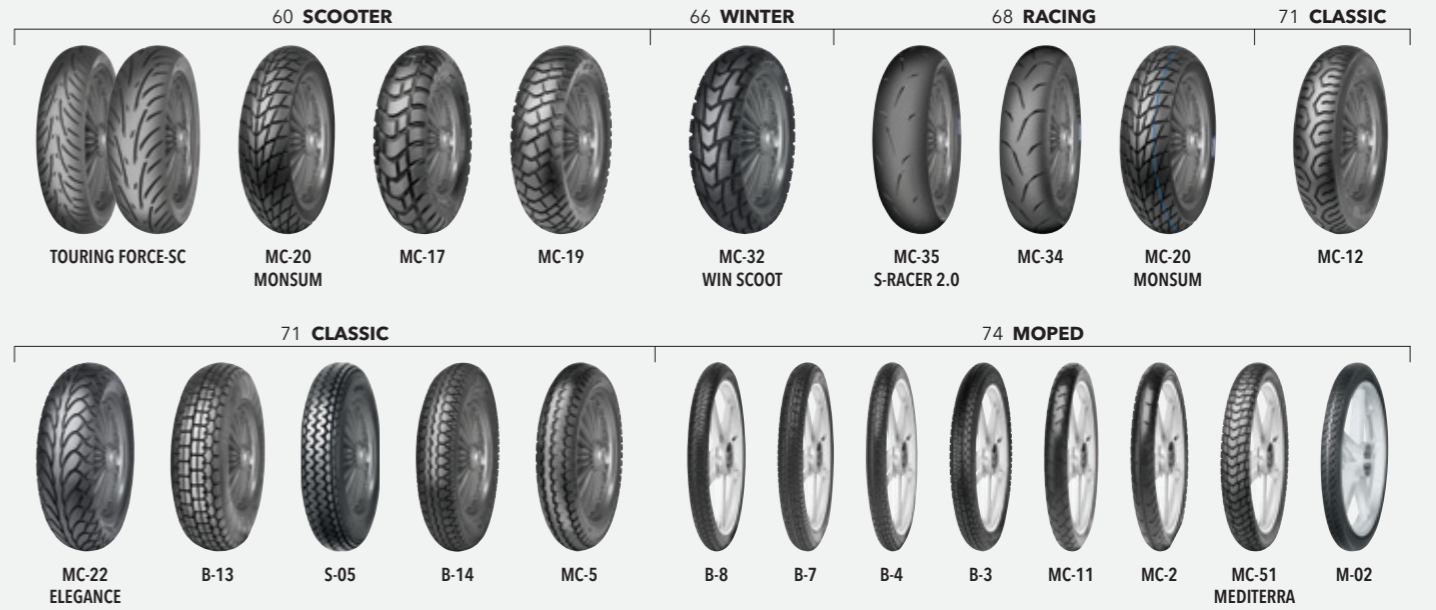
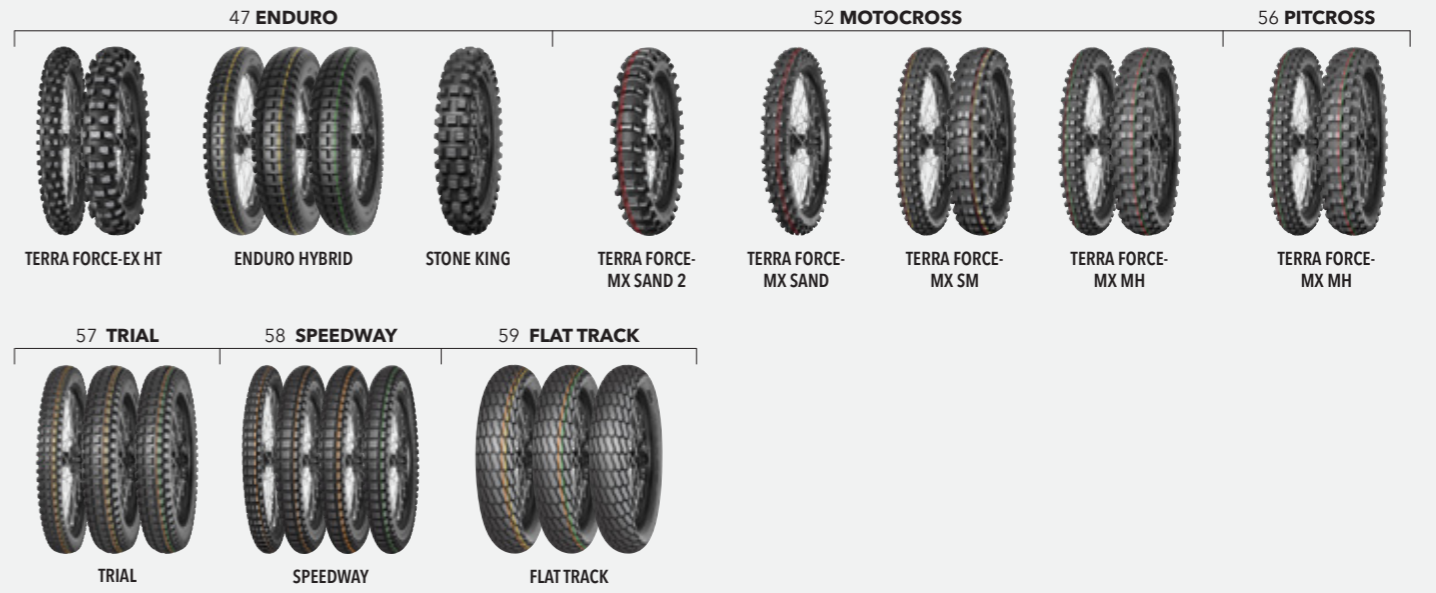

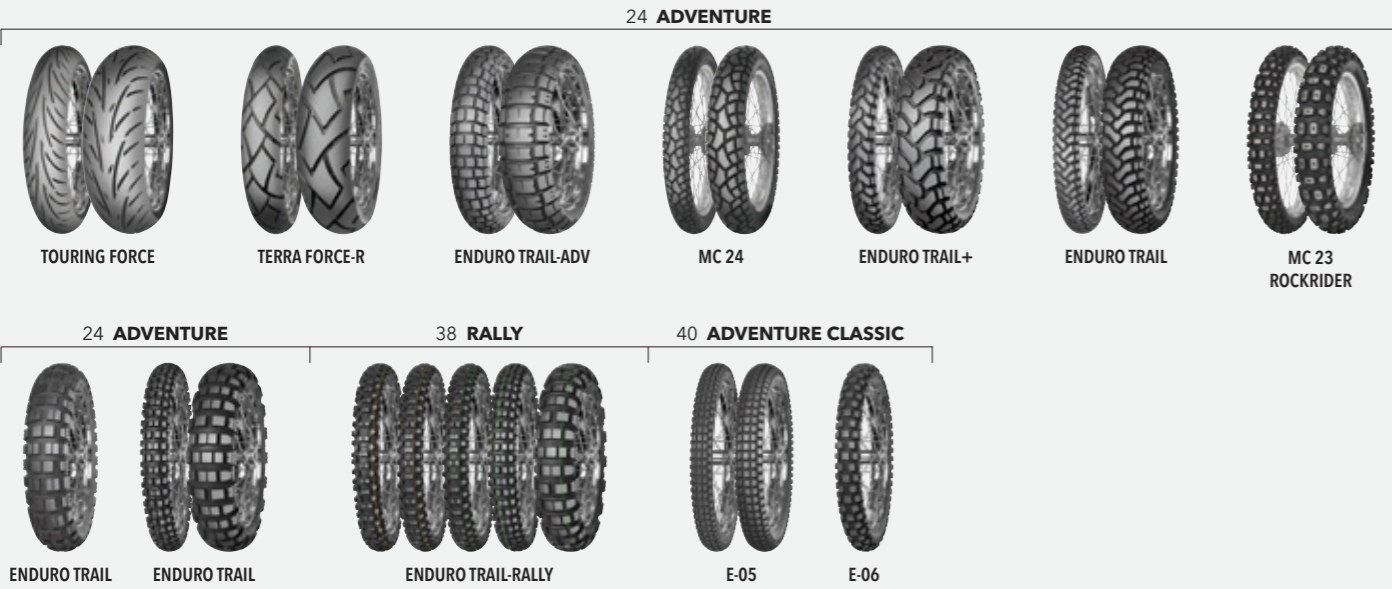
mitas-moto.com     @mitasmoto

**Mitas**

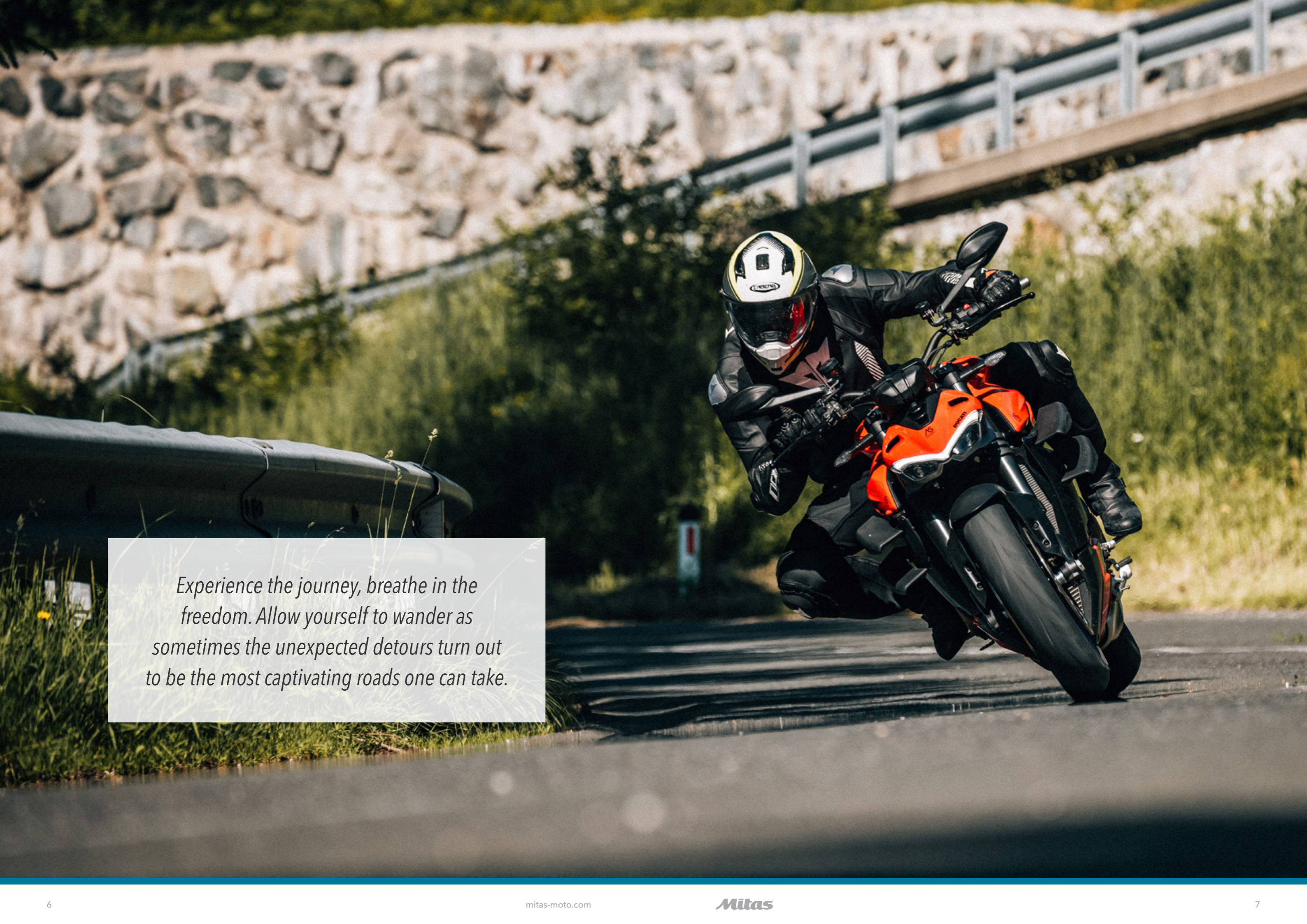


## LEGEND

 New product	 Higher loads
 New size	 Race tire / Race tire PRO
 Mud + snow	 Straight line stability
 OEM	 Grip and control at extreme lean angles
 Gran Turismo	 Fast and easy steering
 DOT	 Lifetime / durability
 Not for highway service	 Racetrack use
 Discontinued	 Wet conditions
 Mousse	 Puncture resistance
 Tube	 Winter
 Front	 Bidirectional rear tire
 Rear	 Tire warmer
 Solo rider	<b>TL*</b> On tube type rim fit a tube.



88 **DISCONTINUED** (AVAILABLE UNTIL THE STOCK RUNS OUT)



*Experience the journey, breathe in the freedom. Allow yourself to wander as sometimes the unexpected detours turn out to be the most captivating roads one can take.*



SPORT TOURING

RACING

# TOURING FORCE



- Designed for all-round performance and safety on all types of paved roads.
- Multi compound technology (MCTT) for a longer service life and high silica content for optimal grip in both dry and wet road conditions.
- Recommended for Super Sports, Sports Naked, Sports Touring, Maxi Scooters and Dual-Purpose Adventure Touring motorcycles.

# SPORT FORCE+RS



- Designed for race tracks, ready to be used on public roads.
- Racing Soft compound ensures optimal grip at extreme lean angles at a service temperature of 80°C.
- Tested by Randy Kruppenacher to deliver incredible lap times on Super Sports and Sport Naked motorcycles.



COLD TIRE PRESSURE					
bar / psi		1000cc →	→ 1000cc	→ 650cc	→ 400cc
	2.6 bar / 37.7 psi	2.6 bar / 37.7 psi	2.5 bar / 36.3 psi	2.3 bar / 33.4 psi	2.2 bar / 31.9 psi
	2.9 bar / 42.1 psi	2.9 bar / 42.1 psi	2.7 bar / 39.2 psi	2.5 bar / 36.3 psi	2.4 bar / 34.8 psi

COLD TIRE PRESSURE							HOT TIRE PRESSURE
bar / psi		1000cc →	→ 1000cc	→ 650cc	→ 400cc		
	2.5 bar / 36.3 psi	2.5 bar / 36.3 psi	2.4 bar / 34.8 psi	2.3 bar / 33.4 psi	2.1 bar / 30.5 psi	1.9 - 2.2 bar / 27.6 - 31.9 psi	2.1 - 2.4 bar / 30.5 - 34.8 psi
	2.6 bar / 37.7 psi	2.6 bar / 37.7 psi	2.5 bar / 36.3 psi	2.4 bar / 34.8 psi	2.3 bar / 33.4 psi	1.3 - 1.6 bar / 18.9 - 23.2 psi	1.6 - 1.9 bar / 23.2 - 27.6 psi

Inch	Code	Tire size	LI/SS	Type (TL/TT)	Measuring rim width	Permitted rim width range	Tire dimensions E.T.R.T.O. (mm)			
							Design		Max. in service	
							Section width	Overall diameter	Overall width	Overall diameter
FRONT										
15	70001097	120/70R15	56V	TL	3.50	3.50-3.75	122	549	131	561
17	70000087	120/60ZR17	(55W)	TL	3.50	3.50-3.75	122	576	131	586
17	70000088	120/70ZR17	(58W)	TL	3.50	3.50-3.75	122	600	131	612
REAR										
15	70001099	160/60R15	67V	TL	4.50	4.25-5.00	161	573	172	587
17	70000089	160/60ZR17	(69W)	TL	4.50	4.25-5.00	161	624	172	638
17	70000090	180/55ZR17	(73W)	TL	5.50	5.50-6.00	178	630	190	644
17	70000091	190/50ZR17	(73W)	TL	6.00	5.50-6.00	190	622	203	636
17	70000092	190/55ZR17	(75W)	TL	6.00	5.50-6.00	190	642	203	656

Inch	Code	Tire size	LI/SS	Type (TL/TT)	Measuring rim width	Permitted rim width range	Tire dimensions E.T.R.T.O. (mm)			
							Design		Max. in service	
							Section width	Overall diameter	Overall width	Overall diameter
FRONT										
17	70000003	110/70ZR17	(54W)	TL	3.00	3.00-3.50	110	586	118	596
17	70001045	120/70ZR17	(58W)	TL	3.50	3.50-3.75	122	600	131	612
REAR										
17	70000004	140/70ZR17	66W	TL	3.75	3.75-4.50	139	628	149	642
17	70000005	150/60ZR17	(66W)	TL	4.25	4.00-4.50	151	612	162	624
17	70001046	180/55ZR17	(73W)	TL	5.50	5.50-6.00	178	630	190	644
17	70001296	180/60ZR17	(75W)	TL	5.00	5.00-5.50	180	648	193	664
17	70001047	190/55ZR17	(75W)	TL	6.00	5.50-6.00	190	642	203	656
17	70001297	200/55ZR17	(78W)	TL	6.25	6.00-6.50	200	652	214	668



SPORT

SPORT

# SPORT FORCE+EV



- Designed for public roads, ready to be used on the race track.
- Multi compound technology (MCTT) for improved traction at high service temperatures and optimal grip at extreme lean angles.
- Recommended for Super Sports, Sports Naked and Sport Touring motorcycles.



bar / psi	COLD TIRE PRESSURE						HOT TIRE PRESSURE
	2.5 bar / 36.3 psi	2.5 bar / 36.3 psi	2.4 bar / 34.8 psi	2.3 bar / 33.4 psi	2.1 bar / 30.5 psi	2.0 - 2.3 bar / 29 - 33.4 psi	2.2 - 2.5 bar / 31.9 - 36.3 psi
	2.6 bar / 37.7 psi	2.6 bar / 37.7 psi	2.5 bar / 36.3 psi	2.4 bar / 34.8 psi	2.3 bar / 33.4 psi	1.7 - 2.0 bar / 24.7 - 29 psi	2.0 - 2.3 bar / 29 - 33.4 psi

Inch	Code	Tire size	LI/SS	Type (TL/TT)	Measuring rim width	Permitted rim width range	Tire dimensions E.T.R.T.O. (mm)				
							Design		Max. in service		Tube option 1
							Section width	Overall diameter	Overall width	Overall diameter	
<b>FRONT</b>											
17	70000078	120/70ZR17	(58W)	TL	3.50	3.50-3.75	122	600	131	612	
<b>REAR</b>											
17	70000079	160/60ZR17	(69W)	TL	4.50	4.25-5.00	161	624	172	638	
17	70000080	180/55ZR17	(73W)	TL	5.50	5.50-6.00	178	630	190	644	
17	70001056	180/60ZR17	(75W)	TL	5.00	5.00-5.50	180	648	193	664	
17	70000081	190/50ZR17	(73W)	TL	6.00	5.50-6.00	190	622	203	636	
17	70000082	190/55ZR17	(75W)	TL	6.00	5.50-6.00	190	642	203	656	
17	70001057	200/55ZR17	(78W)	TL	6.25	6.00-6.50	200	652	214	668	

# SPORT FORCE+



- Designed to be a safe and predictable choice for every day riding on paved roads.
- Special compound designed to reach optimal service temperature extremely fast.
- Recommended for Super Sports, Sports Naked and Street Naked motorcycles.



bar / psi	COLD TIRE PRESSURE					HOT TIRE PRESSURE
	2.6 bar / 37.7 psi	2.6 bar / 37.7 psi	2.5 bar / 36.3 psi	2.3 bar / 33.4 psi	2.2 bar / 31.9 psi	2.2 - 2.5 bar / 31.9 - 36.3 psi
	2.9 bar / 42.1 psi	2.9 bar / 42.1 psi	2.7 bar / 39.2 psi	2.5 bar / 36.3 psi	2.4 bar / 34.8 psi	2.0 - 2.3 bar / 29 - 33.4 psi

Inch	Code	Tire size	LI/SS	Type (TL/TT)	Measuring rim width	Permitted rim width range	Tire dimensions E.T.R.T.O. (mm)				Tube option 1
							Design		Max. in service		
							Section width	Overall diameter	Overall width	Overall diameter	
<b>FRONT</b>											
17	70001251	100/80-17	52S	TL/TT	2.50	2.15-2.75	101	592	111	604	70001340
17	70001231	110/70-17	54H	TL/TT	3.00	3.00-3.50	110	586	118	596	70001336
17	70000068	110/70ZR17	(54W)	TL	3.00	3.00-3.50	110	586	118	596	
17	70000069	120/60ZR17	(55W)	TL	3.50	3.50-3.75	122	576	131	586	
17	70000070	120/65ZR17	(56W)	TL	3.50	3.50-3.75	122	588	131	598	
17	70000071	120/70ZR17	(58W)	TL	3.50	3.50-3.75	122	600	131	612	
<b>REAR</b>											
17	70001250	130/70-17	62S	TL/TT	3.50	3.00-4.00	129	614	142	626	70001338
17	70001234	140/70-17	66H	TL/TT	3.75	3.75-4.50	139	628	149	642	70001338
17	70000072	140/70ZR17	66W	TL	3.75	3.75-4.50	139	628	149	642	
17	70001254	150/60-17	66H	TL/TT	4.25	4.00-4.50	151	612	162	624	70001338
17	70000073	150/60ZR17	(66W)	TL	4.25	4.00-4.50	151	612	162	624	
17	70000074	160/60ZR17	(69W)	TL	4.50	4.25-5.00	161	624	172	638	
17	70000075	180/55ZR17	(73W)	TL	5.50	5.50-6.00	178	630	190	644	
17	70000076	190/50ZR17	(73W)	TL	6.00	5.50-6.00	190	622	203	636	
17	70000077	190/55ZR17	(75W)	TL	6.00	5.50-6.00	190	642	203	656	



SPORT

CUSTOM

# MC-50



•••••



•••••



•••••



•••••



•••••



•••••



- Designed to be a safe and predictable choice for every day riding on paved roads.
- Special compound designed to reach optimal service temperature extremely fast.
- Recommended for Retro and Street Naked motorcycles.

Inch	Code	Tire size	LI/SS	Type (TL/TT)	Measuring rim width	Permitted rim width range	Tire dimensions E.T.R.T.O. (mm)				Tube option 1	Tube option 2
							Design		Max. in service			
							Section width	Overall diameter	Overall width	Overall diameter		
<b>FRONT</b>												
17	70000058	80/100-17	46S	TL*	1.85	1.60-2.15	80	592	88	604	70001340	70001334
17	70000047	100/80-17	52H	TL*	2.50	2.15-2.75	101	592	111	604	70001336	70001335
17	70000048	100/90-17	55S	TL*	2.50	2.15-2.75	101	612	111	634	70001335	
17	70000051	110/70-17	54H	TL*	3.00	2.50-3.50	110	586	121	596	70001336	
17	70000052	110/80-17	57H	TL*	2.50	2.15-3.00	109	608	120	620	70001336	
18	70000049	100/90-18	56H	TL*	2.50	2.15-2.75	101	637	111	649	70001346	
19	70000050	100/90-19	57H	TL*	2.50	2.15-2.75	101	663	111	675	70001351	70001352
<b>REAR</b>												
17	70000054	130/70-17	62H	TL*	3.50	3.00-4.00	129	614	142	626	70001337	
17	70000055	130/80-17	65H	TL*	3.00	2.50-3.50	129	640	142	654	70001337	
17	70000056	140/70-17	66H	TL*	3.75	3.50-4.50	139	628	153	642	70001337	
17	70000057	140/80-17	69H	TL*	3.50	2.75-3.75	142	656	156	672	70001337	
18	70000053	120/90-18	65H	TL*	2.75	2.50-3.00	119	673	131	689	70001343	70001344

# CUSTOM FORCE



•••••



•••••



•••••



•••••



•••••



•••••



- Designed to be safe and predictable, for every day cruising with a unique thread pattern.
- Special compound designed for longer service life and optimal grip in both dry and wet road conditions.
- Recommended for Classic Cruiser and Power Cruiser motorcycles.

Inch	Code	Tire size	LI/SS	Type (TL/TT)	Measuring rim width	Permitted rim width range	Tire dimensions E.T.R.T.O. (mm)				Tube option 1	Tube option 2
							Design		Max. in service			
							Section width	Overall diameter	Overall width	Overall diameter		
<b>FRONT</b>												
16	70000032	130/90B16 (MT90 B16)	73H	TL*	3.00	2.50-3.50	129	640	142	656	70001332	
16	70000031	130/90-16 (MT90-16)	67H	TL*	3.00	2.50-3.50	129	640	142	656	70001332	
19	70000030	100/90-19	57H	TL*	2.50	2.15-2.75	101	663	111	675	70001351	70001352
21	70000036	80/90-21 (MH90-21)	54H	TL*	1.85	1.60-2.15	80	677	88	687	70001356	70001355
<b>REAR</b>												
15	70000035	170/80B15	77H	TL*	4.00	3.00-4.50	170	653	187	673	70001360	
16	70000033	130/90B16 (MT90 B16)	73H	TL*	3.00	2.50-3.50	129	640	142	656	70001332	
16	70000034	150/80B16 (MV85 B16)	77H	TL*	3.50	3.00-4.25	150	646	165	662		





STREET

STREET

# MC-32



●●●●○

●●●●○

●●●●○

●●●●○

●●●●○

M+S

OEM



- Designed with a M+S (Mud & Snow) pattern to be safe and predictable even in off-road conditions.
- Special durable compound designed to perform in ON and OFF road conditions.
- Sizes available for Standard motorcycles.
- OE fitment: TANGO SCRAMBLER 2022, VALENTI SCRAMBLER S01 2023

Inch	Code	Tire size	LI/SS	Type (TL/TT)	Measuring rim width	Permitted rim width range	Tire dimensions E.T.R.T.O. (mm)				Tube option 1	Tube option 2
							Design		Max. in service			
							Section width	Overall diameter	Overall width	Overall diameter		
FRONT												
17	70000085	100/80-17	52R	TL*	2.50	2.15-2.75	101	592	111	604	70001336	70001335
REAR												
17	70000086	130/70-17	62R	TL*	3.50	3.00-4.00	129	614	142	626	70001337	

# MC-32



●●●●○

●●●●○

●●●●○

●●●●○

●●●●○

M+S



- Designed with a M+S (Mud & Snow) pattern to be safe and predictable during winter road conditions.
- Cold resistant compound designed for increased traction and optimal grip at low temperatures.
- Suitable for stud installation.

Inch	Code	Tire size	LI/SS	Type (TL/TT)	Measuring rim width	Permitted rim width range	Tire dimensions E.T.R.T.O. (mm)				Tube option 1	Tube option 2
							Design		Max. in service			
							Section width	Overall diameter	Overall width	Overall diameter		
FRONT												
17	70000093	100/80-17	52R	TL*	2.50	2.15-2.75	101	592	111	604	70001336	70001335
REAR												
17	70000095	130/70-17	62R	TL*	3.50	3.00-4.00	129	614	142	626	70001337	

## SIPES

FRONT												
17	70000093	100/80-17	52R	TL*	2.50	2.15-2.75	101	592	111	604	70001336	70001335
REAR												
17	70000095	130/70-17	62R	TL*	3.50	3.00-4.00	129	614	142	626	70001337	

# MC-25 BOGART



●●●●○

●●●●○

●●●●○

●●●●○

●●●●○

OEM



- Designed to be a safe and predictable choice for every day riding on paved roads.
- Special compound designed to quickly reach it's optimal service temperature.
- Recommended for small capacity SuperMoto and Sports motorcycles.
- MC-25 BOGART will be gradually replaced by STREET FORCE.
- OE fitment: MRT 50 SM PRO 2022, RIEJU MRT 50 SM 2022, MRT 125 SM 2022, NUUK URBAN 6 2022

Inch	Code	Tire size	LI/SS	Type (TL/TT)	Measuring rim width	Permitted rim width range	Tire dimensions E.T.R.T.O. (mm)				Tube option 1	Tube option 2
							Design		Max. in service			
							Section width	Overall diameter	Overall width	Overall diameter		
FRONT/REAR												
17	70000046	80/90-17	44R	TL*	1.85	1.60-2.15	80	576	88	586	70001340	70001334
FRONT												
17	70000043	100/80-17	52S	TL*	2.50	2.15-2.75	101	592	111	604	70001336	70001335
17	70000042	100/80-17	52R	TL*	2.50	2.15-2.75	101	592	111	604	70001336	70001335
REAR												
17	70000045	130/70-17	62S	TL*	3.50	3.00-4.00	129	614	142	626	70001337	
17	70000044	130/70-17	62R	TL*	3.50	3.00-4.00	129	614	142	626	70001337	

# MC-9



●●●●○



- Designed to be a safe and predictable choice for every day riding on paved roads.
- Special durable compound designed to perform in all urban conditions.
- Recommended for Classic motorcycles.

Inch	Code	Tire size	LI/SS	Type (TL/TT)	Measuring rim width	Permitted rim width range	Tire dimensions E.T.R.T.O. (mm)				Tube option 1	Tube option 2
							Design		Max. in service			
							Section width	Overall diameter	Overall width	Overall diameter		
REAR												
16	70000006	90/90-16	48P	TL*	2.15	1.85-2.50	90	568	99	580	70001327	70001331





STREET

CLASSIC

# MC-7



•••••

•••••

•••••

•••••

•••••



- Designed to be a safe and predictable choice for cruising and commuting.
- Special compound designed for longer service life and optimal grip in both dry and wet road conditions.
- Recommended for small capacity Custom and Sport Classic motorcycles.

Inch	Code	Tire size	LI/SS	Type (TL/TT)	Measuring rim width	Permitted rim width range	Tire dimensions E.T.R.T.O. (mm)				Tube option 1	Tube option 2
							Design		Max. in service			
							Section width	Overall diameter	Overall width	Overall diameter		
<b>FRONT/REAR</b>												
16	70000059	120/90-16	63P	TL*	2.75	2.50-3.00	119	622	131	638		
18	70000066	90/90-18	51R	TL/TT	2.15	1.85-2.50	90	619	99	631	70001346	70001347
18	70000062	2.75-18	42P	TT	1.85	1.40-1.85	75	613	86	625	70001347	
18	70000064	3.25-18	52P	TL*	2.15	1.85-2.50	89	639	102	651	70001347	70001346
18	70000065	3.50-18	56P	TL/TT	2.15	2.15-2.50	93	649	107	663	70001346	
<b>FRONT</b>												
16	70000067	110/90-16	59P	TL/TT	2.50	2.15-3.00	109	604	120	616	70001332	
<b>REAR</b>												
15	70000060	130/90-15	66R	TL*	3.00	2.50-3.50	129	615	142	631		
15	70000061	140/90-15	70R	TL*	3.50	2.75-3.75	142	633	156	651		

## REINFORCED

<b>FRONT/REAR</b>												
18	70001255	3.00-18	52S	TL*	1.85	1.60-2.15	80	627	86	639	70001347	

# H-08



•••••



- Designed to be a safe and dynamic choice for a comfortable ride on paved roads.
- Versatile tread pattern designed to provide optimal grip and offers longer service life.
- Recommended for Classic motorcycles.

Inch	Code	Tire size	LI/SS	Type (TL/TT)	Measuring rim width	Permitted rim width range	Tire dimensions E.T.R.T.O. (mm)				Tube option 1	Tube option 2
							Design		Max. in service			
							Section width	Overall diameter	Overall width	Overall diameter		
<b>FRONT/REAR</b>												
16	70000910	2.75-16 (2 3/4-16)	46P	TT	1.85	1.40-1.85	75	562	81	574	70001328	
16	70000914	3.25-16 (3 1/4-16)	55P	TT	2.15	1.85-2.50	89	588	96	600	70001327	70001332
18	70000915	3.25-18 (90/100-18)	59P	TT	2.15	1.85-2.50	89	639	96	651	70001347	70001346
18	70000918	3.50-18	62P	TT	2.15	2.15-2.50	93	649	100	663	70001346	
19	70000912	2.75-19 (80/100-19)	43P	TT	1.85	1.40-1.85	75	639	81	651	70001353	
19	70000913	3.00-19	49P	TT	1.85	1.60-2.15	80	653	86	665	70001351	
19	70000916	3.25-19 (90/110-19)	54P	TT	2.15	1.85-2.50	89	665	96	677	70001351	
<b>REAR</b>												
18	70000919	4.00-18	64S	TT	2.50	2.15-3.00	108	671	117	685	70001349	70001345

## REINFORCED

<b>FRONT/REAR</b>												
16	70000917	3.50-16	58P	TT	2.15	2.15-2.50	93	598	100	612	70001327	
18	70000911	2.75-18	48P	TT	1.85	1.40-1.85	75	613	81	625	70001347	





CLASSIC

CLASSIC

# H-04



•••••



- Designed to be a safe and predictable choice for every day riding on paved roads.
- Special compound designed to offer stability and the best grip.
- Recommended for Classic motorcycles.

Inch	Code	Tire size	LI/SS	Type (TL/TT)	Measuring rim width	Permitted rim width range	Tire dimensions E.T.R.T.O. (mm)				Tube option 1	Tube option 2
							Design		Max. in service			
							Section width	Overall diameter	Overall width	Overall diameter		
FRONT/REAR												
16	70000908	2.50-16 (70/100-16)	41P	TT	1.50	1.35-1.60	64	542	70	554	70001328	70001329
18	70000909	3.25-18	59P	TT	2.15	1.85-2.50	89	639	96	651	70001347	70001346

# H-03



•••••



- Designed to be a safe and reliable choice for daily riding on paved roads.
- Special compound designed to provide stability and optimal grip.
- Recommended for Classic motorcycles.

Inch	Code	Tire size	LI/SS	Type (TL/TT)	Measuring rim width	Permitted rim width range	Tire dimensions E.T.R.T.O. (mm)				Tube option 1	Tube option 2
							Design		Max. in service			
							Section width	Overall diameter	Overall width	Overall diameter		
FRONT/REAR												
18	70000904	2.75-18	48P	TT	1.85	1.40-1.85	75	613	81	625	70001347	
18	70000905	3.00-18	52P	TT	1.85	1.60-2.15	80	627	86	639	70001347	
18	70000906	3.25-18 (90/100-18)	59P	TT	2.15	1.85-2.50	89	639	96	651	70001347	70001346
18	70000907	3.50-18	62P	TT	2.15	2.15-2.50	93	649	100	663	70001346	

# H-02



•••••



•••••



- Designed to be a safe and reliable choice for daily riding on paved roads.
- Versatile tread pattern designed to provide great grip in wet and dry weather conditions.
- Recommended for Classic motorcycles and available in SUPER SIDE version for sidecars.

Inch	Code	Tire size	LI/SS	Type (TL/TT)	Measuring rim width	Permitted rim width range	Tire dimensions E.T.R.T.O. (mm)				Tube option 1
							Design		Max. in service		
							Section width	Overall diameter	Overall width	Overall diameter	
FRONT/REAR											
19	70000899	2.50-19	41P	TT	1.50	1.35-1.60	64	619	70	631	70001353
19	70000900	3.00-19	57P	TT	1.85	2.15-2.50	80	653	86	665	70001351
19	70000901	3.50-19	63P	TT	2.15	2.15-2.50	93	675	100	689	70001351
19	70000903	4.00-19	71P	TT	2.50	2.15-3.00	108	697	117	711	70001351

## SUPER SIDE

FRONT/REAR											
19	70000902	4.00-19	71P	TT	2.50	2.15-3.00	108	697	117	711	70001351



*A rush of adrenaline, the heart beats faster, enchanting trails and endless adventures. Fuel your soul and grant yourself the chance to venture the world.*






**ON**

**OFF**

	TOURING FORCE	100	
	TERRA FORCE-R	90	10
	ENDURO TRAIL-ADV	70	30
	MC-24	70	30
⊘ E-07+ ENDURO TRAIL	→ <b>NEW</b> ENDURO TRAIL+	60	40
⊘ E-07 ENDURO	→ <b>NEW</b> ENDURO TRAIL	50	50
	MC-23 ROCKRIDER	40	60
⊘ E-10 ENDURO	→ <b>2024</b> ENDURO TRAIL-XT	30	70
⊘ E-09 ENDURO	→ <b>NEW</b> ENDURO TRAIL-XT+	20	80
⊘ E-12 & E-13 & C17 & C21	→ <b>NEW</b> ENDURO TRAIL-RALLY	<b>COMPETITION</b>	



**DAKAR**

Tire with a stronger carcass and higher puncture resistance. Suitable for higher loads, longer adventure trips and extreme conditions.





TRAIL

TRAIL

# TOURING FORCE

## 100 ON 0 OFF



- Designed for all-round performance and safety on all types of paved roads.
- Multi compound technology (MCTT) for a longer service life and high silica content for optimal grip in both dry and wet road conditions.
- Recommended for Super Sports, Sports Naked, Sports Touring, Maxi Scooters and Dual-Purpose Adventure Touring motorcycles.

# TERRA FORCE-R

## 90 ON 10 OFF



- Classified for 90% on-road use and designed for all-round performance and confidence on paved and gravel roads.
- Multi compound technology (MCTT) combined with functional tread pattern offer excellent traction on wet and dry roads.
- Recommended for Dual-Purpose Adventure Touring motorcycles.
- OE fitment: KTM 1290 SUPER ADVENTURE S 2021

Inch	Code	Tire size	LI/SS	Type (TL/TT)	Measuring rim width	Permitted rim width range	Tire dimensions E.T.R.T.O. (mm)			
							Design		Max. in service	
							Section width	Overall diameter	Overall width	Overall diameter
<b>FRONT</b>										
19	70000531	110/80ZR19	(59W)	TL	2.50	2.50-3.00	109	659	117	671
19	70000533	120/70ZR19	(60W)	TL	3.50	3.00-3.75	122	651	131	663
<b>REAR</b>										
17	70000534	150/70ZR17	(69W)	TL	4.25	4.00-4.50	151	642	162	656
17	70000535	170/60ZR17	(72W)	TL	4.50	4.50-5.50	168	636	180	650

Inch	Code	Tire size	LI/SS	Type (TL/TT)	Measuring rim width	Permitted rim width range	Tire dimensions E.T.R.T.O. (mm)				Tube option 1	Tube option 2
							Design		Max. in service			
							Section width	Overall diameter	Overall width	Overall diameter		
<b>FRONT</b>												
19	70000520	100/90-19	57H	TL*	2.50	2.15-2.75	101	663	111	675	70001351	70001352
19	70000523	110/80R19	59V	TL	2.50	2.50-3.00	109	659	117	671		
19	70000524	120/70ZR19	60W	TL	3.50	3.00-3.75	122	651	131	663		
21	70000529	90/90-21 (3.00-21)	54H	TL/TT	2.15	1.85-2.50	90	695	99	707	70001356	70001355
21	70000530	90/90-21 (3.00-21)	54V	TL/TT	2.15	1.85-2.50	90	695	99	707	70001356	70001355
<b>REAR</b>												
17	70000521	120/90-17	64H	TL*	2.75	2.50-3.00	119	648	131	664	70001337	
17	70000522	130/80-17	65H	TL*	3.00	2.50-3.50	129	640	142	654	70001337	
17	70000525	140/80R17	69V	TL	3.50	3.50-3.75	142	656	152	672		
17	70000526	150/70R17	69V	TL	4.25	4.00-4.50	151	642	162	656		
17	70000528	170/60ZR17	72W	TL	4.50	4.50-5.50	168	636	180	650		
18	70000527	150/70R18	70V	TL/TT	4.25	4.00-4.50	151	667	162	681	70001345	





TRAIL

TRAIL

# ENDURO TRAIL-ADV

## 70 ON OFF 30



- Classified for 70% on-road use and designed for all-round performance and confidence on paved roads as well as off-road.
- Multi compound tread technology with a longitudinal pattern ensures ultimate grip and durability in ON/OFF.
- Recommended for Dual-Purpose Adventure Touring motorcycles.

\* Mitas ENDURO TRAIL-ADV is not distributed in the following countries: France, UK, Italy, Germany, USA, China, Thailand and Indonesia.

Inch	Code	Tire size	LI/SS	Type (TL/TT)	Measuring rim width	Permitted rim width range	Tire dimensions E.T.R.T.O. (mm)				Tube option 1
							Design		Max. in service		
							Section width	Overall diameter	Overall width	Overall diameter	
<b>FRONT</b>											
19	70001201	110/80R19	59V	TL/TT	2.50	2.50-3.00	109	659	117	671	70001351
19	70001096	120/70ZR19	60W	TL/TT	3.50	3.00-3.75	122	651	131	663	70001350
21	70001202	90/90-21 (3.00-21)	54V	TL/TT	2.15	1.85-2.50	90	695	99	707	70001356
<b>REAR</b>											
17	70001199	150/70R17	69V	TL/TT	4.25	4.00-4.50	151	642	162	656	70001337
17	70001095	170/60ZR17	72W	TL/TT	4.50	4.50-5.50	168	636	180	650	70001337
18	70001200	150/70R18	70V	TL/TT	4.25	4.00-4.50	151	667	162	681	70001345



# MC-24

## 70 ON OFF 30



- Classified for 70% on-road use and designed for all-round performance and confidence on paved roads as well as off-road.
- Heavy-Duty compound combined with a deep cross pattern ensure traction and predictable performance in ON/OFF.
- Recommended for Dual-Purpose Adventure Touring motorcycles.

Inch	Code	Tire size	LI/SS	Type (TL/TT)	Measuring rim width	Permitted rim width range	Tire dimensions E.T.R.T.O. (mm)				Tube option 1	Tube option 2
							Design		Max. in service			
							Section width	Overall diameter	Overall width	Overall diameter		
<b>FRONT</b>												
19	70000538	100/90-19	57S	TL*	2.50	2.15-2.75	101	663	111	675	70001351	70001352
21	70000542	90/90-21 (3.00-21)	54S	TT	2.15	1.85-2.50	90	695	99	707	70001356	70001355
<b>REAR</b>												
17	70000540	120/90-17	64S	TL*	2.75	2.50-3.00	119	648	131	664	70001337	
17	70000541	130/80-17	65S	TL*	3.00	2.50-3.50	129	640	142	654	70001337	
18	70000539	120/80-18	62S	TT	2.75	2.50-3.00	119	649	131	633	70001346	70001345





TRAIL

TRAIL

# ENDURO TRAIL+

60 ON OFF 40



- Classified M+S for 60% on-road use and designed for all-round performance and confidence on paved roads and gravel roads.
- Aggressive big block chevron tread pattern gives it excellent grip, stability and cornering stability even in wet conditions. Available in a Heavy-Duty version or optional Ultra Heavy-Duty version (DAKAR) designed for extended durability.
- Recommended for all Dual-Purpose Adventure Touring motorcycles.
- OE fitment: KTM 890 ADVENTURE R 2023, CCM MAVERICK 2023

# ENDURO TRAIL+ DAKAR

60 ON OFF 40



## DAKAR

- Tire with a stronger carcass and higher puncture resistance. Suitable for higher loads, longer adventure trips and extreme conditions.

Inch	Code	Tire size	LI/SS	Type (TL/TT)	Measuring rim width	Permitted rim width range	Tire dimensions E.T.R.T.O. (mm)				Tube option 1	Tube option 2
							Design		Max. in service			
							Section width	Overall diameter	Overall width	Overall diameter		
FRONT												
19	70001017	100/90B19	57H	TL/TT	2.50	2.15-2.75	101	663	111	685	70001351	70001352
19	70001033	110/80B19	59H	TL/TT	2.50	2.15-3.00	109	659	120	681	70001351	
19	70001035	120/70B19	60H	TL/TT	3.50	2.75-3.75	122	651	134	671	70001352	
21	70001186	90/90B21 (3.00B21)	54H	TL/TT	2.15	1.85-2.50	90	695	99	715	70001356	70001355
21	70000537	90/90-21 (3.00-21)	54T	TL/TT	2.15	1.85-2.50	90	695	99	715	70001356	70001355
REAR												
17	70001208	120/90B17	64H	TL/TT	2.75	2.50-3.00	119	648	131	674	70001337	
17	70001037	130/80B17	65H	TL/TT	3.00	2.50-3.50	129	640	142	664	70001337	
17	70001038	140/80B17	69H	TL/TT	3.50	2.75-3.75	142	656	156	682	70001337	
17	70001042	150/70B17	69H	TL/TT	4.25	3.50-4.50	151	642	166	668	70001337	
17	70001044	170/60B17	72H	TL/TT	4.50	4.00-5.50	168	636	185	660		
18	70001214	4.00B18	64H	TL/TT	2.50	2.15-3.00	108	671	124	697	70001349	70001345
18	70001036	120/80B18	62H	TL/TT	2.75	2.50-3.00	119	649	131	673	70001346	70001345
18	70001040	140/80B18	70H	TL/TT	3.50	2.75-3.75	142	681	156	707	70001345	70001344
18	70001185	150/70B18	70H	TL/TT	4.25	3.50-4.50	151	667	166	693	70001345	
18	70000536	150/70B18	70T	TL/TT	4.25	3.50-4.50	151	667	166	693	70001345	

Inch	Code	Tire size	LI/SS	Type (TL/TT)	Stripe colour	Measuring rim width	Permitted rim width range	Tire dimensions E.T.R.T.O. (mm)				Tube option 1	Tube option 2
								Design		Max. in service			
								Section width	Overall diameter	Overall width	Overall diameter		
FRONT													
19	70001032	110/80B19	59H	TL/TT	■ ■	2.50	2.15-3.00	109	659	120	681	70001351	
19	70001034	120/70B19	60H	TL/TT	■ ■	3.50	2.75-3.75	122	651	134	671	70001352	
21	70001187	90/90B21 (3.00B21)	54H	TL/TT	■ ■	2.15	1.85-2.50	90	695	99	715	70001356	70001355
REAR													
17	70001041	150/70B17	69H	TL/TT	■ ■	4.25	3.50-4.50	151	642	166	668	70001337	
17	70001043	170/60B17	72H	TL/TT	■ ■	4.50	4.00-5.50	168	636	185	660		
18	70001039	140/80B18	70H	TL/TT	■ ■	3.50	2.75-3.75	142	681	156	707	70001345	70001344
18	70001188	150/70B18	70H	TL/TT	■ ■	4.25	3.50-4.50	151	667	166	693	70001345	





TRAIL

TRAIL

# ENDURO TRAIL

## 50 ON OFF 50



- Classified M+S for 50% on-road use and designed for all-round performance and confidence on paved roads and gravel roads.
- Aggressive small block chevron tread pattern gives it excellent grip, stability and cornering stability even in wet conditions. Available in a Heavy-Duty version or optional Ultra Heavy-Duty version (DAKAR) designed for extended durability.
- Recommended for Dual-Purpose Adventure Touring motorcycles.

# ENDURO TRAIL DAKAR

## 50 ON OFF 50



### DAKAR

- ■ Tire with a stronger carcass and higher puncture resistance. Suitable for higher loads, longer adventure trips and extreme conditions.

Inch	Code	Tire size	LI/SS	Type (TL/TT)	Measuring rim width	Permitted rim width range	Tire dimensions E.T.R.T.O. (mm)				Tube option 1	Tube option 2
							Design		Max. in service			
							Section width	Overall diameter	Overall width	Overall diameter		
FRONT												
19	70001002	110/80-19	59H	TL/TT	2.50	2.15-3.00	109	659	120	681	70001351	
21	70001016	90/90-21 (3.00-21)	54H	TT	2.15	1.85-2.50	90	695	99	715	70001356	70001355
21	70001015	90/90-21 (3.00-21)	54H	TL/TT	2.15	1.85-2.50	90	695	99	715	70001356	70001355
REAR												
17	70001003	120/90B17	64H	TL/TT	2.75	2.50-3.00	119	648	131	674	70001337	
17	70001004	130/80B17	65H	TL/TT	3.00	2.50-3.50	129	640	142	664	70001337	
17	70001006	140/80B17	69H	TL/TT	3.50	2.75-3.75	142	656	156	682	70001337	
17	70001011	150/70B17	69H	TL/TT	4.25	3.50-4.50	151	642	166	668	70001337	
18	70001005	130/80B18	72H	TL/TT	3.00	2.50-3.50	129	665	142	689	70001343	70001344
18	70001008	140/80B18	70H	TL/TT	3.50	2.75-3.75	142	681	156	707	70001345	70001344
18	70001009	140/80B18	70H	TT	3.50	2.75-3.75	142	681	156	707	70001345	70001344
18	70001013	150/70B18	70H	TL/TT	4.25	3.50-4.50	151	667	166	693	70001345	

Inch	Code	Tire size	LI/SS	Type (TL/TT)	Stripe colour	Measuring rim width	Permitted rim width range	Tire dimensions E.T.R.T.O. (mm)				Tube option 1	Tube option 2
								Design		Max. in service			
								Section width	Overall diameter	Overall width	Overall diameter		
FRONT													
19	70001001	110/80B19	59H	TL/TT	■ ■	2.50	2.15-3.00	109	659	120	681	70001351	
21	70001014	90/90B21 (3.00B21)	54H	TL/TT	■ ■	2.15	1.85-2.50	90	695	99	715	70001356	70001355
REAR													
17	70001010	150/70B17	69H	TL/TT	■ ■	4.25	3.50-4.50	151	642	166	668	70001337	
18	70001007	140/80B18	70H	TL/TT	■ ■	3.50	2.75-3.75	142	681	156	707	70001345	70001344
18	70001012	150/70B18	70H	TL/TT	■ ■	4.25	3.50-4.50	151	667	166	693	70001345	







TRAIL

# MC-23

40 ON OFF 60



●●●●○

●●●●○

●●●●○

●●●●○

●●●●○

●●●●○

●●●●○

M+S

OEM



- Classified M+S only for 40% on-road use and designed for all-round performance and confidence on gravel as well as on paved roads.
- Aggressive big block tread pattern with a Heavy-Duty compound gives it excellent grip, stability and cornering stability even in wet conditions.
- Recommended for Dual-Purpose Adventure Touring motorcycles and small cubic capacity Enduro motorcycles.
- OE fitment: RIEJU MRT 50 ENDURO 2022, VALENTI RME 50 2023, MRT 50 ENDUROO PRO 2022, RME125Z 2023

Inch	Code	Tire size	LI/SS	Type (TL/TT)	Measuring rim width	Permitted rim width range	Tire dimensions E.T.R.T.O. (mm)				Tube option 1	Tube option 2
							Design		Max. in service			
							Section width	Overall diameter	Overall width	Overall diameter		

## ROCKRIDER

FRONT												
21	70000471	90/90-21 (3.00-21)	54R	TT	2.15	1.85-2.50	90	695	99	707	70001356	70001355
REAR												
18	70000469	120/90-18	65R	TT	2.75	2.50-3.00	119	673	131	689	70001343	70001344
18	70000470	140/80-18	70R	TT	3.50	2.75-3.75	142	681	156	697	70001345	70001344

## ROCKYRIDER

FRONT												
21	70000473	80/90-21	48P	TT	1.85	1.60-2.15	80	677	88	695	70001356	70001355
REAR												
18	70000472	110/80-18	58P	TT	2.50	2.15-3.00	109	633	120	653	70001346	70001343





TRAIL

TRAIL

# ENDURO TRAIL-XT 2024

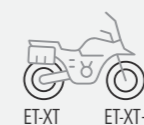
30 ON OFF 70



- Classified M+S only for 30% on-road use and designed for all-round performance and confidence on all types of gravel terrains as well as technical off-road trails.
- Aggressive longitudinal scoop shaped block tread pattern ensure grip on soft, muddy terrains as well as hard, rocky terrains without compromising paved road performance even in wet conditions. Available in a Heavy-Duty version or optional Ultra Heavy-Duty version (DAKAR) designed for extended durability.
- Recommended for Dual-Purpose Adventure Touring motorcycles.

# ENDURO TRAIL-XT DAKAR 2024

30 ON OFF 70



## DAKAR

- Tire with a stronger carcass and higher puncture resistance. Suitable for higher loads, longer adventure trips and extreme conditions.

Inch	Code	Tire size	LI/SS	Type (TL/TT)	Measuring rim width	Permitted rim width range	Tire dimensions E.T.R.T.O. (mm)				Tube option 1	Tube option 2
							Design		Max. in service			
							Section width	Overall diameter	Overall width	Overall diameter		
REAR												
17	70001210	140/80B17	69T	TL/TT	3.50	2.75-3.75	142	656	156	682	70001337	
17	70001212	150/70B17	69T	TL/TT	4.25	3.50-4.50	151	642	166	656	70001337	
17	70001086	170/60B17	72T	TL/TT	4.50	4.00-5.50	168	636	185	650		
18	70001215	140/80B18	70T	TL/TT	3.50	2.75-3.75	142	681	156	707	70001345	70001344
18	70001218	150/70B18	70T	TL/TT	4.25	3.50-4.50	151	667	166	681	70001345	

Inch	Code	Tire size	LI/SS	Type (TL/TT)	Stripe colour	Measuring rim width	Permitted rim width range	Tire dimensions E.T.R.T.O. (mm)				Tube option 1	Tube option 2
								Design		Max. in service			
								Section width	Overall diameter	Overall width	Overall diameter		
REAR													
17	70001209	140/80B17	69T	TL/TT	■ ■	3.50	2.75-3.75	142	656	156	682	70001337	
17	70001211	150/70B17	69T	TL/TT	■ ■	4.25	3.50-4.50	151	642	166	656	70001337	
17	70001213	170/60B17	72T	TL/TT	■ ■	4.50	4.00-5.50	168	636	185	650		
18	70001216	140/80B18	70T	TL/TT	■ ■	3.50	2.75-3.75	142	681	156	707	70001345	70001344
18	70001217	150/70B18	70T	TL/TT	■ ■	4.25	3.50-4.50	151	667	166	681	70001345	





TRAIL

TRAIL

# ENDURO TRAIL-XT+

## 20 ON OFF 80



- Classified M+S only for 20% on-road use and designed for all-round performance and confidence on all types of gravel terrains and especially on difficult off-road trails.
- Extremely aggressive longitudinal scoop shaped block tread pattern ensure grip on soft, muddy terrains as well as hard, rocky terrains with limited compromise of paved road performance. Available in a Heavy-Duty version or optional Ultra Heavy-Duty version (DAKAR) designed for extended durability.
- Recommended for Dual-Purpose Adventure Touring motorcycles in Rally configurations.

Inch	Code	Tire size	LI/SS	Type (TL/TT)	Measuring rim width	Permitted rim width range	Tire dimensions E.T.R.T.O. (mm)				Tube option 1	Tube option 2
							Design		Max. in service			
							Section width	Overall diameter	Overall width	Overall diameter		
<b>FRONT</b>												
19	70001141	100/90-19	57T	TL/TT	2.50	2.15-2.75	101	663	111	685	70001351	70001352
19	70001177	110/80-19	59T	TL/TT	2.50	2.15-3.00	109	659	120	681	70001351	
19	70001179	120/70B19	60T	TL/TT	3.50	2.75-3.75	122	651	134	671	70001352	
21	70001150	80/90-21	48H	TL/TT	1.85	1.60-2.15	80	677	88	695	70001356	70001355
21	70001031	90/90-21 (3.00-21)	54T	TL/TT	2.15	1.85-2.50	90	695	99	715	70001356	70001355
21	70001184	90/100-21	57H	TL/TT	2.15	1.85-2.50	90	713	99	735	70001356	70001355
<b>REAR</b>												
17	70001257	130/80-17	65S	TL/TT	3.00	2.50-3.50	129	640	142	664	70001337	
17	70001181	170/60B17	72T	TL/TT	4.50	4.00-5.50	168	636	185	650		
18	70001019	110/80-18	58T	TL/TT	2.50	2.15-3.00	109	659	120	655	70001346	70001343
18	70001149	120/90B18	65T	TL/TT	2.75	2.50-3.00	119	673	131	689	70001343	70001344
18	70001026	140/80B18	70T	TL/TT	3.50	2.75-3.75	142	681	156	707	70001345	70001344
18	70001029	150/70B18	70T	TL/TT	4.25	3.50-4.50	151	667	166	693	70001345	

# ENDURO TRAIL-XT+ DAKAR

## 20 ON OFF 80



### DAKAR

- Tire with a stronger carcass and higher puncture resistance. Suitable for higher loads, longer adventure trips and extreme conditions.

Inch	Code	Tire size	LI/SS	Type (TL/TT)	Stripe colour	Measuring rim width	Permitted rim width range	Tire dimensions E.T.R.T.O. (mm)				Tube option 1	Tube option 2
								Design		Max. in service			
								Section width	Overall diameter	Overall width	Overall diameter		
<b>FRONT</b>													
19	70001020	110/80B19	59T	TL/TT	■ ■	2.50	2.15-3.00	109	659	120	681	70001351	
19	70001178	120/70B19	60T	TL/TT	■ ■	3.50	2.75-3.75	122	625	134	637	70001352	
21	70001182	80/90B21	48T	TL/TT	■ ■	1.85	1.60-2.15	80	677	88	695	70001356	70001355
21	70001030	90/90B21 (3.00B21)	54T	TL/TT	■ ■	2.15	1.85-2.50	90	695	99	715	70001356	70001355
21	70001183	90/100B21	57H	TL/TT	■ ■	2.15	1.85-2.50	90	713	99	735	70001356	70001355
<b>REAR</b>													
17	70001021	120/90B17	64T	TL/TT	■ ■	3.50	2.50-3.00	119	648	131	674	70001337	
17	70001022	130/80B17	65R	TL/TT	■ ■	3.00	2.50-3.50	129	640	142	664	70001337	
17	70001024	140/80B17	69T	TL/TT	■ ■	3.50	2.75-3.75	142	656	156	682	70001337	
17	70001027	150/70B17	69T	TL/TT	■ ■	4.25	3.50-4.50	151	642	166	668	70001337	
17	70001180	170/60B17	72T	TL/TT	■ ■	4.50	4.00-5.50	168	636	185	650		
18	70001023	130/80B18	72R	TL/TT	■ ■	3.00	2.50-3.50	129	665	142	689	70001343	70001344
18	70001025	140/80B18	70T	TL/TT	■ ■	3.50	2.75-3.75	142	681	156	707	70001345	70001344
18	70001028	150/70B18	70T	TL/TT	■ ■	4.25	3.50-4.50	151	667	166	693	70001345	



RALLY

# ENDURO TRAIL - RALLY



- Designed for high-speed Rally Raid competitions for all terrain types with class leading performance, stability and resistance to damage.
- High performance compound with an aggressive rear block tread pattern and reinforced carcass ensures the ultimate grip and durability at all temperatures and at all speeds. Three different front patterns options ensure maximum control on any terrain type.
- Recommended for Rally Adventure and Dual-Sports motorcycles.



Inch	Code	Tire size	LISS	Type (L/T)	Stripe colour	Measuring rim width	Permitted rim width range	Tire dimensions E.T.R.T.O. (mm)				Mousse option 1	Mousse option 2	Mousse option 3	Tube option 1	Tube option 2
								Design		Max. in service						
								Section width	Overall diameter	Overall width	Overall diameter					
<b>SM</b>																
FRONT																
21	70000995	90/90-21 (3.00-21)	54R	TT	■	2.15	1.85-2.50	90	695	99	715	70000898	70000893		70001356	70001355
<b>MH</b>																
FRONT																
21	70000920	90/90-21 (3.00-21)	54R	TT	■	2.15	1.85-2.50	90	695	99	715	70000898	70000893		70001356	70001355
21	70000982	90/90-21 (3.00-21)	54R	TT	■	2.15	1.85-2.50	90	695	99	715	70000898	70000893		70001356	70001355
<b>PRO</b>																
FRONT																
21	70000994	90/90-21 (3.00-21)	54R	TT	■	2.15	1.85-2.50	90	695	99	715	70000898	70000893		70001356	70001355
REAR																
18	70000993	140/80-18	70R	TT	■	3.50	2.75-3.75	142	681	156	707	70000897	70000889	70000890	70001345	70001344



TRAIL CLASSIC

TRAIL CLASSIC

# E-05



M+S



- Classified M+S for ON/OFF road use and all terrain types.
- Classic Trail tread pattern ensures great durability, grip and performance.
- Recommended for Classic Trail motorcycles.

Inch	Code	Tire size	LI/SS	Type (TL/TT)	Measuring rim width	Permitted rim width range	Tire dimensions E.T.R.T.O. (mm)				Tube option 1	Tube option 2
							Design		Max. in service			
							Section width	Overall diameter	Overall width	Overall diameter		
<b>FRONT</b>												
21	70001143	2.75-21	45S	TT	1.85	1.40-1.85	75	689	86	707	70001356	70001355
<b>FRONT/REAR</b>												
16	70001148	3.25-16	55S	TT	2.15	1.85-2.50	89	588	102	610	70001327	
16	70001070	3.50-16	58S	TT	2.15	2.15-2.50	93	598	166	622	70001327	
18	70001144	3.00-18	52S	TT	1.85	1.60-2.15	80	627	92	647	70001347	
18	70001145	3.25-18	59S	TT	2.15	1.85-2.50	89	639	102	661	70001347	70001346
18	70001083	3.50-18	62S	TT	2.15	2.15-2.50	93	649	107	673	70001346	
18	70001142	4.00-18	69S	TT	2.50	2.15-3.00	108	671	124	697	70001349	70001345
19	70001146	3.25-19	54S	TT	2.15	1.85-2.50	89	665	102	687	70001351	
19	70001147	3.50-19	63S	TT	2.15	1.85-2.50	93	675	107	699	70001351	
19	70001084	4.00-19	71S	TT	2.50	1.85-3.00	108	697	124	723	70001351	

# E-06



M+S



- Classified M+S for ON/OFF road use and all terrain types.
- Classic Trail tread pattern ensures great durability, grip and performance.
- Recommended for Classic Trail motorcycles.

Inch	Code	Tire size	LI/SS	Type (TL/TT)	Measuring rim width	Permitted rim width range	Tire dimensions E.T.R.T.O. (mm)				Tube option 1	
							Design		Max. in service			
							Section width	Overall diameter	Overall width	Overall diameter		
<b>FRONT/REAR</b>												
16	70001018	2.75-16	46S	TT	1.85	1.40-1.85	75	562	86	580	70001328	





*Gear up your motorbike, enjoy the silence of nature, quiet your mind and focus your body. Off-roading is enchanting, most demanding and oh so very addictive.*



# TERRA FORCE-EP

**F**AST ENDURO FIM

**T**ECHNICAL ENDURO FIM

**X**TREME ENDURO FIM



- Designed for Enduro FIM competition for all terrain types with best in class performance with outstanding traction, stability and resistance to wear in wet and dry conditions.
- Available in Super (Fast Enduro), Super Light (Technical Enduro) and Super Soft (Extreme Enduro) versions.
- Recommended for Enduro, Hard Enduro and Dual-Sports motorcycles.
- OE fitment (SUPER version): BETA XTRAINER 250 AND 300 2024

Inch	Code	Tire size	L/SS	Type (TL/TT)	Stripe colour	Measuring rim width	Permitted rim width range	Tire dimensions E.T.R.T.O. (mm)				Mouse option 1	Mouse option 2	Mouse option 3	Tube option 1	Tube option 2
								Design		Max. in service						
								Section width	Overall diameter	Overall width	Overall diameter					

## SUPER


FRONT																
21	70000961	90/90-21 (3.00-21)	54R	TT	■	2.15	1.85-2.50	90	695	99	715	70000893	70000898		70001356	70001355
21	70000959	90/100-21	57R	TT	■	2.15	1.85-2.50	90	713	113	735	70000892			70001356	70001355
REAR																
18	70000951	110/80-18	58M	TT	■	2.50	2.15-3.00	109	633	136	655	70000882			70001346	70001343
18	70000954	120/90-18	65R	TT	■	2.75	2.50-3.00	119	673	149	699	70000886	70000887		70001343	70001344
18	70000957	140/80-18	70R	TT	■	3.50	2.75-3.75	142	681	178	707	70000889	70000890	70000897	70001345	70001344

## SUPER LIGHT

FRONT																
21	70000960	90/90-21 (3.00-21)	54R	TT	■	2.15	1.85-2.50	90	695	99	715	70000893	70000898		70001356	70001355
21	70000958	90/100-21	57R	TT	■	2.15	1.85-2.50	90	713	113	735	70000892			70001356	70001355
REAR																
18	70000953	120/90-18	65R	TT	■	2.75	2.50-3.00	119	673	149	699	70000886	70000887		70001343	70001344
18	70000956	140/80-18	70R	TT	■	3.50	2.75-3.75	142	681	178	707	70000889	70000890	70000897	70001345	70001344

## SUPER SOFT

REAR																
18	70000952	120/90-18	65M	TT	■ ■	3.50	2.75-3.75	119	673	149	699	70000886	70000887		70001343	70001344
18	70000955	140/80-18	70M	TT	■ ■	3.50	2.75-3.75	142	681	178	707	70000889	70000890	70000897	70001345	70001344



### SUPER

Identified by the characteristic yellow stripe: medium carcass construction and compound, especially designed for high speed Enduro, ideal in hard dry conditions.

**F**AST ENDURO FIM

**F**AST ENDURO



### SUPER LIGHT

Identified by the characteristic green stripe: light, soft carcass construction and gummy compound, especially designed for medium speed technical Enduro, ideal in wet slippery conditions.

**T**ECHNICAL ENDURO FIM

**T**ECHNICAL ENDURO



### SUPER SOFT

Identified by the characteristic double green stripe: light carcass construction with ultra gummy compound, especially designed for low speed extreme Enduro, ideal in wet slippery conditions.

**X**TREME ENDURO FIM

**X**TREME ENDURO



# TERRA FORCE - EF PRO

**X**TREME ENDURO FIM



- Designed for Extreme Enduro FIM competition for all technical sections in all terrain types, especially recommended on slippery and rocky off-road terrains. Available in rear only sizes.
- Ultra-soft carcass construction and Super Soft (Extreme Enduro) compound delivering extreme traction and ultimate grip.
- Recommended for Enduro and Hard Enduro motorcycles.

Inch	Code	Tire size	LI/SS	Type (TL/TT)	Stripe colour	Measuring rim width	Permitted rim width range	Tire dimensions E.T.R.T.O. (mm)				Mousse option 1	Mousse option 2	Mousse option 3	Tube option 1	Tube option 2
								Design		Max. in service						
								Section width	Overall diameter	Overall width	Overall diameter					
<b>SUPER SOFT</b>																
REAR																
18	70000962	140/80-18	70M	TT	■ ■	3.50	2.75-3.75	142	681	178	707	70000889	70000890	70000897	70001345	70001344

# TERRA FORCE - EF 2 SM

2024

**X**TREME ENDURO FIM



- Designed for Enduro FIM competition for Soft to Medium terrain types and excellent at absorbing small to large bumps and obstacles.
- Available in Super (Fast Enduro), Super Light (Technical Enduro).
- Recommended for Enduro, Hard Enduro and Dual-Sports motorcycles.

Inch	Code	Tire size	LI/SS	Type (TL/TT)	Homologation	Stripe colour	Measuring rim width	Permitted rim width range	Tire dimensions E.T.R.T.O. (mm)				Mousse option 1	Mousse option 2	Tube option 1	Tube option 2
									Design		Max. in service					
									Section width	Overall diameter	Overall width	Overall diameter				
<b>SUPER</b>																
FRONT																
21	70000964	90/90-21 (3.00-21)	54R	TT	ED	■	2.15	1.85-2.50	90	695	99	715	70000893	70000898	70001356	70001355
21	70001192	90/100-21	57R	TT	ED	■	2.15	1.85-2.50	90	713	113	735	70000892		70001356	70001355
<b>SUPER LIGHT</b>																
FRONT																
21	70000963	90/90-21 (3.00-21)	54R	TT	ED	■	2.15	1.85-2.50	90	695	99	715	70000893	70000898	70001356	70001355
21	70001191	90/100-21	57R	TT	ED	■	2.15	1.85-2.50	90	713	113	735	70000892		70001356	70001355

# TERRA FORCE - EX SM

**S**OFT **M**EDIUM TERRAIN

**F**AST ENDURO

**T**ECHNICAL ENDURO



- Designed for Enduro Xross competition for all Soft to Medium terrain types with class leading performance, stability and resistance to wear in wet or dry conditions.
- Available in Super (Fast Enduro) and Super Light (Technical Enduro) versions.
- Recommended for Enduro and Dual-Sports motorcycles.

Inch	Code	Tire size	LI/SS	Type (TL/TT)	Stripe colour	Measuring rim width	Permitted rim width range	Tire dimensions E.T.R.T.O. (mm)				Mousse option 1	Mousse option 2	Tube option 1	Tube option 2
								Design		Max. in service					
								Section width	Overall diameter	Overall width	Overall diameter				
<b>SUPER</b>															
REAR															
18	70000979	120/90-18	65R	TT	■	2.75	2.50-3.00	119	673	149	699	70000886	70000887	70001343	70001344
<b>SUPER LIGHT</b>															
FRONT															
21	70000921	80/100-21	51M	TT	■	1.85	1.60-2.15	80	693	88	713	70000891		70001356	70001355
21	70000980	90/90-21 (3.00-21)	54M	TT	■	2.15	1.85-2.50	90	695	99	715	70000893	70000898	70001356	70001355
REAR															
18	70000977	110/100-18	64R	TT	■	2.50	2.15-3.00	109	677	136	703	70000894		70001343	70001344
18	70000978	120/90-18	65R	TT	■	2.75	2.50-3.00	119	673	149	699	70000886	70000887	70001343	70001344







ENDURO



ENDURO



# TERRA FORCE-EX MH

**M**EDIUM **H**ARD TERRAIN

**F**AST ENDURO

**T**ECHNICAL ENDURO

**X**TREME ENDURO



- Designed for Enduro Xross competition for all Medium to Hard terrain types with class leading performance, stability and resistance to wear in wet or dry conditions.
- Available in Super (Fast Enduro), Super Light (Technical Enduro) and Super Soft (Xtreme Enduro) versions.
- Recommended for Enduro and Dual-Sports motorcycles, including Junior Enduro.

Inch	Code	Tire size	LI/SS	Type (TL/TT)	Stripe colour	Measuring rim width	Permitted rim width range	Tire dimensions E.T.R.T.O. (mm)				Mousse option 1	Mousse option 2	Tube option 1	Tube option 2
								Design		Max. in service					
								Section width	Overall diameter	Overall width	Overall diameter				

**SUPER**

FRONT															
14	70000976	90/90-14	46M	TT	■	2.15	1.85-2.50	90	518	113	530			70001323	
19	70000971	70/100-19	42M	TT	■	1.60	1.40-1.85	69	623	86	639	70001193		70001351	
21	70001073	80/100-21	51R	TT	■	1.85	1.60-2.15	80	693	88	713	70000891		70001356	70001355
21	70000975	90/100-21	57R	TT	■	2.15	1.85-2.50	90	713	113	735	70000892		70001356	70001355

REAR															
18	70001071	100/100-18	59R	TT	■	2.50	2.15-2.75	101	657	126	681			70001344	70001343
18	70001072	110/100-18	64R	TT	■	2.50	2.15-3.00	109	677	136	703	70000894		70001343	70001344
18	70000970	120/90-18	65M	TT	■	2.75	2.50-3.00	119	673	149	699	70000886	70000887	70001343	70001344

**SUPER LIGHT**

FRONT															
21	70000974	90/100-21	57R	TT	■	2.15	1.85-2.50	90	713	113	735	70000892		70001356	70001355

REAR															
18	70000965	100/100-18	59M	TT	■	2.50	2.15-2.75	101	657	126	681			70001344	70001343
18	70000966	110/100-18	64M	TT	■	2.50	2.15-3.00	109	677	136	703	70000894		70001343	70001344
18	70000969	120/90-18	65M	TT	■	2.75	2.50-3.00	119	673	149	699	70000886	70000887	70001343	70001344
18	70000992	120/100-18	68M	TT	■	2.75	2.50-3.00	119	697	149	725	70000884		70001345	

**SUPER SOFT**

REAR															
12	70000972	90/100-12	46M	TT	■ ■	2.15	1.85-2.50	90	485	97	507			70001318	70001319
16	70000973	90/100-16	51M	TT	■ ■	2.15	1.85-2.50	90	586	112,5	608	70001194		70001327	70001331
18	70000967	110/100-18	64M	TT	■ ■	2.50	2.15-3.00	109	677	136	703	70000894		70001343	70001344
18	70000968	120/90-18	65M	TT	■ ■	2.75	2.50-3.00	119	673	149	699	70000886	70000887	70001343	70001344

# TERRA FORCE-EX XT

**X**TREME TERRAIN

**F**AST ENDURO

**T**ECHNICAL ENDURO



- Designed for technical Enduro Xross for all Extreme terrain types with class leading performance, excellent traction and resistance to punctures.
- Available in Super (Fast) and Super Light (Technical Enduro) versions.
- Recommended for Enduro and Dual-Sports motorcycles.

Inch	Code	Tire size	LI/SS	Type (TL/TT)	Stripe colour	Measuring rim width	Permitted rim width range	Tire dimensions E.T.R.T.O. (mm)				Mousse option 1	Mousse option 2	Tube option 1	Tube option 2
								Design		Max. in service					
								Section width	Overall diameter	Overall width	Overall diameter				

**SUPER**

REAR															
18	70000987	120/90-18	65M	TT	■	2.75	2.50-3.00	119	673	149	699	70000886	70000887	70001343	70001344
19	70000986	110/90-19	62R	TT	■	2.75	2.15-3.00	109	681	136	705	70000883		70001352	70001351

**SUPER LIGHT**

REAR															
18	70000981	120/90-18	65M	TT	■	2.75	2.50-3.00	119	673	149	699	70000886	70000887	70001343	70001344





ENDURO



ENDURO



# TERRA FORCE-EXHT

**HARD TERRAIN**



- Designed for Technical Enduro Xross for all Hard terrain types with class leading performance, excellent traction and resistance to punctures.
- Available in ICE version with a special compound designed to perform even at the lowest temperatures and suitable for studding.
- Recommended for Enduro and Dual-Sports motorcycles.

Inch	Code	Tire size	LI/SS	Type (TL/TT)	Stripe colour	Measuring rim width	Permitted rim width range	Tire dimensions E.T.R.T.O. (mm)				Mousse option 1	Mousse option 2	Tube option 1	Tube option 2	
								Design		Max. in service						
								Section width	Overall diameter	Overall width	Overall diameter					
<b>ICE</b>																
FRONT																
19	70001075	70/100-19	42M	TT	□	1.60	1.40-1.85	69	623	86	639	70001193		70001351		2024
21	70000991	90/90-21 (3.00-21)	51M	TT	□	1.85	1.60-2.15	80	703	92	723	70000893	70000898	70001356	70001355	
REAR																
16	70001074	90/100-16	51M	TT	□	2.15	1.85-2.50	90	586	112,5	608	70001194		70001327	70001331	2024
18	70000989	110/100-18	64M	TT	□	2.50	2.15-3.00	109	677	136	703	70000894		70001343	70001344	
19	70000988	100/90-19	57M	TT	□	2.50	2.15-2.75	101	663	216	685	70000881		70001351	70001352	
19	70000990	110/90-19	62M	TT	□	2.75	2.15-3.00	109	681	136	705	70000883		70001352	70001351	



# ENDURO HYBRID

2024



- Designed for variety of hard and rocky terrains with the characteristics of a Trial combined with an Enduro tire.
- Available in Super and Super Light versions.
- Recommended for Enduro and MX motorcycles.

Inch	Code	Tire size	LI/SS	Type (TL/TT)	Stripe colour	Measuring rim width	Permitted rim width range	Tire dimensions E.T.R.T.O. (mm)				Tube option 1	Tube option 2
								Design		Max. in service			
								Section width	Overall diameter	Overall width	Overall diameter		
<b>SUPER</b>													
FRONT													
21	70001189	80/100-21 (2.75-21)	51P	TL/TT	■	1.85	1.60-2.15	80	693	88	713	70001356	70001355
REAR													
19	70001062	110/90-19	62P	TL/TT	■	2.50	2.15-3.00	109	681	120	705	70001352	70001351
<b>SUPER LIGHT</b>													
REAR													
18	70001061	120/100-18 (4.00-18)	68P	TL/TT	■	2.75	2.50-3.00	119	697	131	725	70001349	70001345
19	70001063	110/90-19	62P	TL/TT	■	2.50	2.15-3.00	109	681	120	705	70001352	70001351

# STONE KING



- Designed specifically for all off-road terrains and rugged trails.
- High performance cut resistant compound with extra large knobbies.
- Recommended for Trail, Enduro and MotoXross motorcycles.

Inch	Code	Tire size	LI/SS	Type (TL/TT)	Measuring rim width	Permitted rim width range	Tire dimensions E.T.R.T.O. (mm)				Mousse option 1	Mousse option 2	Tube option 1	Tube option 2
							Design		Max. in service					
							Section width	Overall diameter	Overall width	Overall diameter				
REAR														
17	70000985	130/80-17	65N	TT	3.00	2.50-3.50	129	640	161	664			70001337	
18	70000983	120/90-18	71N	TT	2.75	2.50-3.00	119	673	149	699	70000886	70000887	70001343	70001344
19	70000984	120/90-19	66N	TT	2.75	2.50-3.00	119	699	148	725	70000888		70001350	70001351



MOTOCROSS

**SAND SOFT MEDIUM HARD**

TERRA FORCE-MX SAND 2

TERRA FORCE-MX SAND

TERRA FORCE-MX SM

TERRA FORCE-MX MH




**SAND TERRAIN**

Motocross competition tire made from the hardest tread compound for soft and sandy terrain.



**SOFT MEDIUM TERRAIN**

Motocross competition tire made from a medium hard tread compound for soft to medium terrain.



**MEDIUM HARD TERRAIN**

Motocross competition tire made from a softer tread compound for medium to hard terrain.

# TERRA FORCE-MX SAND 2

**SAND TERRAIN**



- Designed for MotoXross racing in deep soft sandy terrain offering outstanding traction as well as cornering and braking stability.
- High performance hard rubber compound and specially designed carcass with increased lateral support gives it incredible traction and control.
- Recommended for MotoXross motorcycles and available only for the rear.

Inch	Code	Tire size	LI/SS	Type (L/TT)	Stripe colour	Measuring rim width	Permitted rim width range	Tire dimensions E.T.R.T.O. (mm)				Mousse option 1	Tube option 1	Tube option 2	
								Design		Max. in service					
								Section width	Overall diameter	Overall width	Overall diameter				
REAR															
19	70000936	110/90-19	62M	TT	■ ■	2.75	2.15-3.00	109	681	136	705	70000883	70001352	70001351	





# TERRA FORCE - MX SAND

SAND TERRAIN



MX SAND 2 MX SAND



- Designed for MotoXross racing on soft loose terrain types, delivering great traction, control and stability.
- High performance hard rubber compound ensures traction and control.
- Recommended for MotoXross motorcycles and available only for the front.

Inch	Code	Tire size	L/SS	Type (TL/TT)	Stripe colour	Measuring rim width	Permitted rim width range	Tire dimensions E.T.R.T.O. (mm)				Mousse option 1	Tube option 1	Tube option 2
								Design		Max. in service				
								Section width	Overall diameter	Overall width	Overall diameter			
FRONT														
21	70000950	80/100-21	51M	TT	■ ■	1.85	1.60-2.15	80	693	88	713	70000891	70001356	70001355

# TERRA FORCE - MX SM

SOFT MEDIUM TERRAIN



- Designed for MotoXross racing on soft to medium terrains providing class leading traction, control and durability.
- High performance soft rubber compound for outstanding traction and specially designed carcass for optimum control.
- Recommended for MotoXross motorcycles including Junior.

Inch	Code	Tire size	L/SS	Type (TL/TT)	Stripe colour	Measuring rim width	Permitted rim width range	Tire dimensions E.T.R.T.O. (mm)				Mousse option 1	Mousse option 2	Tube option 1	Tube option 2
								Design		Max. in service					
								Section width	Overall diameter	Overall width	Overall diameter				
FRONT															
12	70000940	60/100-12	36M	TT	■ ■	1.40	1.20-1.60	60	425	75	439			70001320	70001319
14	70000942	70/100-14	40M	TT	■ ■	1.60	1.40-1.85	69	496	86	512			70001322	70001321
17	70000943	70/100-17	40M	TT	■ ■	1.60	1.40-1.85	69	572	86	588			70001340	70001334
19	70000944	70/100-19	42M	TT	■ ■	1.60	1.40-1.85	69	623	86	639	70001193		70001351	
21	70000946	80/100-21	51M	TT	■ ■	1.85	1.60-2.15	80	693	88	713	70000891		70001356	70001355
21	70000949	90/90-21 (3.00-21)	54M	TT	■ ■	2.15	1.85-2.50	90	695	99	715	70000893	70000898	70001356	70001355
REAR															
10	70000941	70/100-10 (2.50-10)	41M	TT	■ ■	1.60	1.40-1.85	69	394	86	410			70001313	
12	70000945	80/100-12 (2.50-12)	50M	TT	■ ■	1.85	1.60-2.15	80	465	86	477			70001319	70001320
14	70000947	90/100-14	49M	TT	■ ■	2.15	1.85-2.50	90	542	113	558			70001323	
16	70000948	90/100-16	51M	TT	■ ■	2.15	1.85-2.50	90	586	113	608	70001194		70001327	70001331
19	70000937	100/90-19	57M	TT	■ ■	2.50	2.15-2.75	101	663	216	685	70000881		70001351	70001352
19	70000938	110/90-19	62M	TT	■ ■	2.75	2.15-3.00	109	681	136	705	70000883		70001352	70001351
19	70000939	120/80-19	63M	TT	■ ■	2.75	2.50-3.00	119	675	149	699	70000885		70001351	70001352





MOTOCROSS  
PIT CROSS



TRIAL



# TERRA FORCE - MX MH

**M**EDIUM **H**ARD TERRAIN



- Designed for MotoXross racing on medium to hard terrains providing maximum control and straight-line stability.
- High performance soft rubber compound for maximum traction.
- Recommended for MotoXross motorcycles including Junior and Pitcross.

Inch	Code	Tire size	LI/SS	Type (TL/TT)	Stripe colour	Measuring rim width	Permitted rim width range	Tire dimensions E.T.R.T.O. (mm)				Mousse option 1	Mousse option 2	Tube option 1	Tube option 2
								Design		Max. in service					
								Section width	Overall diameter	Overall width	Overall diameter				
<b>FRONT</b>															
12	70000925	60/100-12	36M	TT	■ ■	1.40	1.20-1.60	60	425	75	439			70001320	70001319
14	70000926	60/100-14	29M	TT	■ ■	1.40	1.20-1.60	60	476	75	490			70001322	70001321
17	70000928	70/100-17	40M	TT	■ ■	1.60	1.40-1.85	69	572	86	588			70001340	70001334
19	70000929	70/100-19	42M	TT	■ ■	1.60	1.40-1.85	69	623	86	639	70001193		70001351	
21	70000931	80/100-21	51M	TT	■ ■	1.85	1.60-2.15	80	693	88	713	70000891		70001356	70001355
21	70000935	90/90-21 (3.00-21)	54M	TT	■ ■	2.15	1.85-2.50	90	695	99	715	70000893	70000898	70001356	70001355
21	70000934	90/100-21	57M	TT	■ ■	2.15	1.85-2.50	90	713	113	735	70000892		70001356	70001355
<b>REAR</b>															
10	70000927	70/100-10 (2.50-10)	41M	TT	■ ■	1.60	1.40-1.85	69	394	86	410			70001313	
12	70000930	80/100-12 (2.50-12)	50M	TT	■ ■	1.85	1.60-2.15	80	465	86	477			70001319	70001320
14	70000932	90/100-14	49M	TT	■ ■	2.15	1.85-2.50	90	542	113	558			70001323	
16	70000933	90/100-16	51M	TT	■ ■	2.15	1.85-2.50	90	586	113	608	70001194		70001327	70001331
19	70000922	100/90-19	57M	TT	■ ■	2.50	2.15-2.75	101	663	216	685	70000881		70001351	70001352
19	70000923	110/90-19	62M	TT	■ ■	2.75	2.15-3.00	109	681	136	705	70000883		70001352	70001351
19	70000924	120/80-19	63M	TT	■ ■	2.75	2.50-3.00	119	675	149	699	70000885		70001351	70001352

## PIT CROSS

<b>FRONT</b>															
14	70001000	90/90-14	46M	TT	■ ■	2.15	1.85-2.50	90	518	113	530			70001323	
<b>REAR</b>															
12	70000999	90/100-12	46M	TT	■ ■	2.15	1.85-2.50	90	485	97	507			70001318	70001319

# TRIAL 2024



- Designed specifically for Trial competition on all terrain types and conditions.
- High performance soft compound and low pressure carcass for maximum traction and control.
- Recommended for Trial motorcycles.
- OE fitment: BETA ALP 200 2023

Inch	Code	Tire size	LI/SS	Type (TL/TT)	Stripe colour	Measuring rim width	Permitted rim width range	Tire dimensions E.T.R.T.O. (mm)				Tube option 1	Tube option 2
								Design		Max. in service			
								Section width	Overall diameter	Overall width	Overall diameter		

## SOFT

<b>FRONT</b>													
21	70001078	80/100-21 (2.75-21)	51M	TL/TT	■ ■	1.85	1.40-1.85	75	689	86	707	70001356	70001355
<b>REAR</b>													
18	70001076	120/100R18 (4.00R18)	68M	TL/TT	■ ■	2.50	1.85-3.00	108	671	124	697	70001345	

## X-PRO SUPER SOFT

<b>REAR</b>													
18	70001077	120/100R18 (4.00R18)	68M	TL/TT	■ ■	2.50	1.85-3.00	108	671	124	697	70001345	





SPEEDWAY

# SPEEDWAY

2024



- Designed specifically for FIM Speedway racetrack use.
- High performance compound ensures optimal traction and control.
- Recommended for Speedway motorcycles including LongTrack and Junior.

Inch	Code	Tire size	LI/SS	Type (TL/TT)	Stripe colour	Measuring rim width	Permitted rim width range	Tire dimensions E.T.R.T.O. (mm)				Tube option 1	Tube option 2
								Design		Max. in service			
								Section width	Overall diameter	Overall width	Overall diameter		
<b>REAR</b>													
19	70001139	3.75-19	61P	TT	■	2.15	/	99	697	129	711	70001351	
19	70001140	3.75-19	61P	TL	■ ■	2.15	/	99	697	129	711	70001351	
<b>SOFT</b>													
<b>FRONT</b>													
23	70000997	2.75-23	48P	TT	■	1.85	/	75	715	86	733		
<b>REAR</b>													
17	70000998	3.00-17	50P	TT	■	1.85	/	80	602	92	711	70001336	70001335
19	70001190	3.75-19	61P	TT	■	2.15	/	99	697	129	711	70001351	
22	70000996	2.75-22	50R	TT	■	1.85	/	75	740	86	758		



FLAT TRACK

# FLAT TRACK


2024



- Designed specifically for Flat Track racetrack use with specific versions also for road use.
- Available in different high performance compound options to ensure optimal traction and control.
- Recommended for Flat Track motorcycles.

Inch	Code	Tire size	LI/SS	Type (TL/TT)	Stripe colour	Measuring rim width	Permitted rim width range	Tire dimensions E.T.R.T.O. (mm)				Tube option 1	
								Design		Max. in service			
								Section width	Overall diameter	Overall width	Overall diameter		
<b>SOFT</b>													
<b>FRONT/REAR</b>													
19	70001079	130/80-19 (27×7-19)	NHS	TT	■ ■	3.00	2.50-3.50	129	691	142	705	70001351	
<b>REAR</b>													
19	70001081	140/80-19 (27.5×7.5-19)	NHS	TT	■ ■	3.50	2.75-3.75	142	707	156	723	70001350	
<b>SUPER SOFT</b>													
<b>FRONT/REAR</b>													
19	70001080	130/80-19 (27×7-19)	NHS	TT	■ ■	3.00	2.50-3.50	129	691	142	705	70001351	
<b>REAR</b>													
19	70001082	140/80-19 (27.5×7.5-19)	NHS	TT	■ ■	3.50	2.75-3.75	142	707	156	723	70001350	
<b>STREET</b>													
<b>FRONT/REAR</b>													
19	70001058	130/80-19 (27×7-19)	71H	TL/TT		3.00	2.50-3.50	129	691	142	705	70001351	
<b>REAR</b>													
19	70001059	140/80-19 (27.5×7.5-19)	71H	TL/TT		3.50	2.75-3.75	142	707	156	723	70001350	





*Big cities, small towns, vast roads  
or narrow streets - the scooter goes  
everywhere and anywhere. Surrendering  
into the incredible feel of wind in your  
hair and the taste of freedom in the air.*



# TOURING FORCE-SC



- Designed for the challenges of urban commuting on all paved road types and in all weather conditions.
- Special tread compound ensures long service life and optimal grip.
- Designed for all types of sports and classic scooters.
- OE fitment: Piaggio Beverly 400 2021

Inch	Code	Tire size	LI/SS	Type (TL/TT)	Measuring rim width	Permitted rim width range	Tire dimensions E.T.R.T.O. (mm)				Tube option 1	Tube option 2
							Design		Max. in service			
							Section width	Overall diameter	Overall width	Overall diameter		
<b>FRONT</b>												
12	70000637	110/90-12	64P	TL*	2.50	2.15-3.00	109	503	118	517	70001359	70001358
13	70000638	110/90-13	56P	TL*	2.50	2.15-3.00	109	528	120	542		
13	70000643	120/70-13	53L	TL*	3.50	2.75-3.75	122	498	134	510		
13	70000644	120/70-13	53P	TL*	3.50	2.75-3.75	122	498	134	510		
15	70000648	120/70-15	56P	TL*	3.50	2.75-3.75	122	549	134	561		
15	70000649	120/70-15	56S	TL*	3.50	2.75-3.75	122	549	134	561		
16	70000650	120/70-16	57P	TL*	3.50	2.75-3.75	122	574	134	586		
16	70000651	120/70-16	57S	TL*	3.50	2.75-3.75	122	574	134	586		
<b>REAR</b>												
10	70000663	130/90-10	61L	TL*	3.00	2.50-3.50	129	488	139	504	70001357	
13	70000664	140/60-13	57L	TL*	3.75	3.50-4.50	139	498	153	510	70001359	70001358
13	70000674	150/70-13	64S	TL*	4.25	3.50-4.50	151	540	166	554		
14	70000636	110/80-14	59P	TL*	2.50	2.15-3.00	109	532	120	544		
14	70000675	150/70-14	66S	TL*	4.25	3.50-4.50	151	566	166	580		
15	70000662	130/80-15	63P	TL*	3.00	2.50-3.50	129	589	142	603		
16	70000653	120/80-16	60P	TL*	2.75	2.50-3.00	119	598	131	612	70001332	
16	70000661	130/70-16	61P	TL*	3.50	3.00-4.00	129	588	142	600		
16	70001098	130/70R16	61S	TL*	3.50	3.00-4.00	129	588	142	600		
16	70000672	140/70-16	65P	TL*	3.75	3.50-4.50	139	602	153	616		
16	70000673	140/70-16	65S	TL*	3.75	3.50-4.50	139	602	153	616		
<b>FRONT/REAR</b>												
10	70000676	3.50-10	51P	TL*	2.50	2.15-2.50	92	437	99	448	70001313	70001314
10	70000682	90/90-10	50J	TL*	2.15	1.85-2.50	90	416	97	428	70001313	70001314

# TOURING FORCE-SC

Inch	Code	Tire size	LI/SS	Type (TL/TT)	Measuring rim width	Permitted rim width range	Tire dimensions E.T.R.T.O. (mm)				Tube option 1	Tube option 2
							Design		Max. in service			
							Section width	Overall diameter	Overall width	Overall diameter		
10	70001196	90/90-10	50M	TL*	2.15	1.85-2.50	90	416	97	428	70001313	70001314
10	70000626	100/80-10	53L	TL*	2.50	2.15-2.75	101	414	109	426	70001313	70001314
10	70000639	120/70-10	54L	TL*	3.50	2.75-3.75	122	422	132	434	70001357	
10	70000654	120/90-10	66L	TL*	2.75	2.50-3.00	119	470	129	486	70001357	
12	70000630	110/70-12	47P	TL*	3.00	2.50-3.50	110	459	119	469		
12	70000635	110/80-12	61L	TL*	2.50	2.15-3.00	109	481	118	493		
12	70000640	120/70-12	51L	TL*	3.50	2.75-3.75	122	473	132	485	70001359	70001358
12	70000641	120/70-12	51S	TL*	3.50	2.75-3.75	122	473	132	485	70001359	70001358
12	70000658	130/70-12	56L	TL*	3.50	3.00-4.00	129	487	139	499	70001359	70001358
13	70000632	110/70-13	48S	TL*	3.00	2.50-3.50	110	484	121	494		
13	70000655	130/60-13	53J	TL*	3.50	3.00-4.00	129	486	142	496	70001359	70001358
14	70000679	80/90-14	40P	TL*	1.85	1.60-2.15	80	500	88	510		
14	70000683	90/90-14	46P	TL*	2.15	1.85-2.50	90	518	99	530	70001323	
14	70000645	120/70-14	55L	TL*	3.50	2.75-3.75	122	524	134	536		
14	70000646	120/70-14	55P	TL*	3.50	2.75-3.75	122	524	134	536		
14	70000647	120/70-14	55S	TL*	3.50	2.75-3.75	122	524	134	536		
14	70000652	120/80-14	58S	TL*	2.75	2.50-3.00	119	548	131	562		
16	70000627	100/80-16	50P	TL*	2.50	2.15-2.75	101	566	111	578	70001331	
16	70000633	110/70-16	52P	TL*	3.00	2.50-3.50	110	560	121	570		
16	70000634	110/70-16	52S	TL*	3.00	2.50-3.50	110	560	121	570		

## REINFORCED

<b>REAR</b>												
10	70000657	130/70-10	59P	TL*	3.50	3.00-4.00	129	436	139	448	70001357	
12	70000668	140/70-12	65P	TL*	4.00	3.50-4.50	141	501	152	515	70001359	70001358
13	70000660	130/70-13	63P	TL*	3.50	3.00-4.00	129	512	142	524	70001359	70001358
13	70000665	140/60-13	63P	TL*	3.75	3.50-4.50	139	498	153	510	70001359	70001358
14	70000666	140/60-14	64P	TL*	3.75	3.50-4.50	139	524	153	536		
14	70000667	140/60-14	64S	TL*	3.75	3.50-4.50	139	524	153	536		
14	70000669	140/70-14	68P	TL*	3.75	3.50-4.50	139	552	153	566		
14	70000670	140/70-14	68S	TL*	3.75	3.50-4.50	139	552	153	566		
15	70000671	140/70-15	69P	TL*	3.75	3.50-4.50	139	577	142	591		
<b>FRONT/REAR</b>												
10	70000628	100/90-10	61J	TL*	2.50	2.15-2.75	101	434	109	444	70001357	70001314
10	70001195	100/90-10	61M	TL*	2.50	2.15-2.75	101	434	109	444	70001357	70001314
12	70000631	110/70-12	56M	TL*	3.00	2.50-3.50	110	459	119	469		
12	70000642	120/70-12	58P	TL*	3.50	2.75-3.75	122	473	132	485	70001359	70001358
12	70000659	130/70-12	64P	TL*	3.50	3.00-4.00	129	487	139	499	70001359	70001358
13	70000656	130/60-13	60P	TL*	3.50	3.00-4.00	129	486	142	496	70001359	70001358
14	70000677	80/80-14	53L	TL*	1.85	1.60-2.15	80	484	88	492		
14	70000625	100/70-14	53L	TL*	2.50	2.50-3.00	100	498	110	507		
14	70000629	100/90-14	57P	TL*	2.50	2.15-2.75	101	536	111	548		
16	70000678	80/80-16	45P	TL*	1.85	1.60-2.15	80	534	88	542		
16	70000680	80/90-16	48P	TL*	1.85	1.60-2.15	80	550	88	560	70001327	70001328
16	70000681	90/80-16	51P	TL*	2.15	1.85-2.50	90	550	99	560		





# MC-20 MONSUM



- Designed for the challenges of urban commuting on all paved and un-paved road types and even in the most extreme weather conditions.
- Special M+S tread design and compound ensure long service life and optimal grip and also available is special versions for racing.
- Designed for all types of sports and classic scooters.

Inch	Code	Tire size	LI/SS	Type (LU/TT)	Measuring rim width	Permitted rim width range	Tire dimensions E.T.R.T.O. (mm)				Tube option 1	Tube option 2
							Design		Max. in service			
							Section width	Overall diameter	Overall width	Overall diameter		
FRONT/REAR												
10	70000701	3.50-10	51P	TL*	2.50	2.15-2.50	92	437	99	448	70001313	70001314
10	70000691	120/70-10	54L	TL*	3.50	2.75-3.75	122	422	132	434	70001357	
10	70000697	120/90-10	57L	TL*	2.75	2.50-3.00	119	470	129	486	70001357	
11	70000689	110/70-11	45L	TL*	3.00	2.50-3.50	110	433	121	442	70001357	
11	70000693	120/70-11	56L	TL*	3.50	2.75-3.75	122	447	132	459	70001357	
12	70000695	120/70-12	58P	TL*	3.50	2.75-3.75	122	473	132	485	70001359	70001358
12	70000698	130/70-12	62P	TL*	3.50	3.00-4.00	129	487	139	499	70001359	70001358
12	70000703	90/90-12	54J	TL*	2.15	1.85-2.50	90	467	97	479		

# WHITE WALL

FRONT/REAR												
10	70000702	3.50-10	51P	TL*	2.50	2.15-2.50	92	437	99	448	70001313	70001314
10	70000692	120/70-10	54L	TL*	3.50	2.75-3.75	122	422	132	434	70001357	
11	70000690	110/70-11	45L	TL*	3.00	2.50-3.50	110	433	121	442	70001357	
11	70000694	120/70-11	56L	TL*	3.50	2.75-3.75	122	447	132	459	70001357	
12	70000696	120/70-12	58P	TL*	3.50	2.75-3.75	122	473	132	485	70001359	70001358
12	70000699	130/70-12	62P	TL*	3.50	3.00-4.00	129	487	139	499	70001359	70001358

# HARD

FRONT/REAR												
10	70000700	3.50-10	51P	TL*	2.50	2.15-2.50	92	437	99	448	70001313	

# MC-17



- Designed for commuting on all paved and un-paved road types in all weather conditions.
- Special durable compound delivers traction, stability, and comfort even at high speeds.
- Designed for all types of scooters.

Inch	Code	Tire size	LI/SS	Type (LU/TT)	Measuring rim width	Permitted rim width range	Tire dimensions E.T.R.T.O. (mm)				Tube option 1	
							Design		Max. in service			
							Section width	Overall diameter	Overall width	Overall diameter		
FRONT/REAR												
10	70000684	120/90-10	56J	TL*	2.75	2.50-3.00	119	470	129	486	70001357	
10	70000685	130/90-10	61J	TL*	3.00	2.50-3.50	129	488	139	504	70001357	
10	70000686	150/80-10	65 L	TL*	3.50	3.00-4.25	150	494	165	510		

# MC-19



- Designed for commuting on all paved and un-paved road types in all weather conditions.
- Special durable compound delivers traction, stability, and comfort even at high speeds.
- Designed for all types of scooters.

Inch	Code	Tire size	LI/SS	Type (LU/TT)	Measuring rim width	Permitted rim width range	Tire dimensions E.T.R.T.O. (mm)				Tube option 1	Tube option 2
							Design		Max. in service			
							Section width	Overall diameter	Overall width	Overall diameter		
FRONT/REAR												
12	70000687	120/80-12	55J	TL*	2.75	2.50-3.00	119	497	129	511	70001359	70001358
12	70000688	130/80-12	60J	TL*	3.00	2.50-3.50	129	513	139	527	70001359	70001358

# MC-32 WIN SCOOT



- Designed for the challenges of commuting on both on-road and off-road, even in the most extreme weather conditions.
- Aggressive M+S tread design, sipes and high-performance winter compound ensure greater traction and optimal grip at low temperature on snow.
- Designed for all types of scooters. Suitable for winter stud installation.

Inch	Code	Tire size	LI/SS	Type (TL/TT)	Measuring rim width	Permitted rim width range	Tire dimensions E.T.R.T.O. (mm)				Tube option 1	Tube option 2
							Design		Max. in service			
							Section width	Overall diameter	Overall width	Overall diameter		
<b>FRONT/REAR</b>												
10	70000715	3.50-10	51P	TL*	2.50	2.15-2.50	92	437	99	448	70001313	70001314
10	70000706	100/80-10	53P	TL*	2.50	2.15-2.75	101	414	109	426	70001313	70001314
10	70000709	120/70-10	54P	TL/TT	3.50	2.75-3.75	122	422	132	434	70001357	
12	70000710	120/70-12	58P	TL*	3.50	2.75-3.75	122	473	132	485	70001359	70001358
12	70000714	130/70-12	62P	TL*	3.50	3.00-4.00	129	487	139	499	70001359	70001358
13	70000713	130/60-13	60P	TL*	3.50	3.00-4.00	129	486	142	496	70001359	70001358
14	70000716	80/80-14	53L	TL/TT	1.85	1.60-2.15	80	484	88	492		
14	70000708	110/80-14	59P	TL/TT	2.50	2.15-3.00	109	532	120	544		
16	70000717	90/80-16	52P	TL/TT	2.15	1.85-2.50	90	550	99	560	70001328	
16	70000707	100/80-16	50P	TL*	2.50	2.15-2.75	101	566	111	578		





# MC-35 S-RACER 2.0



- Designed to race, yet ready to be used on public roads.
- High performance rubber compound ensures excellent grip in cornering and acceleration. Available in Standard, Medium, Soft and Super Soft compound versions.
- Designed for all types of racing and sports scooters.

Inch	Code	Tire size	LI/SS	Type (TL/TT)	Measuring rim width	Permitted rim width range	Tire dimensions E.T.R.T.O. (mm)				Tube option 1	Tube option 2
							Design		Max. in service			
							Section width	Overall diameter	Overall width	Overall diameter		
FRONT/REAR												
10	70000758	3.50-10	51P	TL*	2.50	2.15-2.50	92	437	99	448	70001313	70001314
10	70001165	100/90-10	56P	TL*	2.50	2.15-2.75	101	434	109	444	70001357	70001314
12	70000750	100/90-12	49P	TL*	2.50	2.15-2.75	101	485	109	497	70001320	70001319
12	70000754	120/80-12	55P	TL*	2.75	2.50-3.00	119	497	129	511	70001359	70001358

## SOFT

Inch	Code	Tire size	LI/SS	Type (TL/TT)	Measuring rim width	Permitted rim width range	Tire dimensions E.T.R.T.O. (mm)				Tube option 1	Tube option 2
							Design		Max. in service			
							Section width	Overall diameter	Overall width	Overall diameter		
FRONT/REAR												
10	70000756	3.50-10	51P	TL*	2.50	2.15-2.50	92	437	99	448	70001313	70001314
12	70000748	100/90-12	49P	TL*	2.50	2.15-2.75	101	485	109	497	70001320	70001319
12	70000752	120/80-12	55P	TL*	2.75	2.50-3.00	119	497	129	511	70001359	70001358

## MEDIUM

Inch	Code	Tire size	LI/SS	Type (TL/TT)	Measuring rim width	Permitted rim width range	Tire dimensions E.T.R.T.O. (mm)				Tube option 1	Tube option 2
							Design		Max. in service			
							Section width	Overall diameter	Overall width	Overall diameter		
FRONT/REAR												
10	70000755	3.50-10	51P	TL*	2.50	2.15-2.50	92	437	99	448	70001313	70001314
10	70000746	100/90-10	56P	TL*	2.50	2.15-2.75	101	434	109	446	70001357	70001314
12	70000747	100/90-12	49P	TL*	2.75	2.15-2.75	119	497	129	511	70001320	70001319
12	70000751	120/80-12	55P	TL*	2.75	2.50-3.00	119	497	129	511	70001359	70001358

## SUPER SOFT

Inch	Code	Tire size	LI/SS	Type (TL/TT)	Measuring rim width	Permitted rim width range	Tire dimensions E.T.R.T.O. (mm)				Tube option 1	Tube option 2
							Design		Max. in service			
							Section width	Overall diameter	Overall width	Overall diameter		
FRONT/REAR												
10	70000757	3.50-10	51P	TL*	2.50	2.15-2.50	92	437	99	448	70001313	70001314
12	70000749	100/90-12	49P	TL*	2.50	2.15-2.75	101	485	109	497	70001320	70001319
12	70000753	120/80-12	55P	TL*	2.75	2.50-3.00	119	497	129	511	70001359	70001358

# MC-34



- Designed for street racing perfect sport option on paved roads.
- High performance rubber compound ensures excellent grip in cornering and acceleration. Available in Standard and Super Soft compound versions.
- Designed for all types of racing and sports scooters.

Inch	Code	Tire size	LI/SS	Type (TL/TT)	Measuring rim width	Permitted rim width range	Tire dimensions E.T.R.T.O. (mm)				Tube option 1	Tube option 2
							Design		Max. in service			
							Section width	Overall diameter	Overall width	Overall diameter		
FRONT/REAR												
10	70000745	90/90-10	50P	TL*	2.15	1.85-2.50	90	416	97	428	70001313	70001314
10	70000738	100/90-10	56P	TL*	2.50	2.15-2.75	101	434	109	446	70001357	70001314
12	70000739	110/70-12	53P	TL*	3.00	2.50-3.50	110	459	119	469	70001358	
12	70000741	120/70-12	51P	TL*	3.50	2.75-3.75	122	473	132	485	70001359	70001358
12	70000743	130/70-12	62P	TL*	3.50	3.00-4.00	129	487	139	499	70001359	70001358

## SUPER SOFT

Inch	Code	Tire size	LI/SS	Type (TL/TT)	Measuring rim width	Permitted rim width range	Tire dimensions E.T.R.T.O. (mm)				Tube option 1	Tube option 2
							Design		Max. in service			
							Section width	Overall diameter	Overall width	Overall diameter		
FRONT/REAR												
10	70000744	90/90-10	50P	TL*	2.15	1.85-2.50	90	416	97	428	70001313	70001314
10	70000737	100/90-10	56P	TL*	2.50	2.15-2.75	101	434	109	446	70001314	
12	70000740	120/70-12	51P	TL*	3.50	2.75-3.75	122	473	132	485	70001359	70001358
12	70000742	130/70-12	62P	TL*	3.50	3.00-4.00	129	487	139	499	70001359	70001358





# MC-20 MONSUM



- Special version of the range developed for wet track racing.
- High performance soft rubber compound ensures outstanding grip and excellent stability at high speeds on wet surfaces.
- Designed for racing scooters.

Inch	Code	Tire size	LI/SS	Type (TL/TT)	Stripe colour	Measuring rim width	Permitted rim width range	Tire dimensions E.T.R.T.O. (mm)				Tube option 1	Tube option 2
								Design		Max. in service			
								Section width	Overall diameter	Overall width	Overall diameter		

## RACING RAIN

FRONT/REAR													
10	70000761	3.50-10	51P	TL*	■	2.50	2.15-2.50	92	437	99	448	70001313	70001314
12	70000759	100/90-12	49P	TL*	■	2.50	2.15-2.75	101	485	109	497	70001320	70001319
12	70000760	120/80-12	55P	TL*	■	2.75	2.50-3.00	119	497	129	511	70001359	70001358

# MC-12



- Designed for daily commuting and suitable even for more challenging paved road conditions.
- Special compound delivers great performance, traction and comfort.
- Designed for classic scooters.

Inch	Code	Tire size	LI/SS	Type (TL/TT)	Measuring rim width	Permitted rim width range	Tire dimensions E.T.R.T.O. (mm)				Tube option 1	Tube option 2
							Design		Max. in service			
							Section width	Overall diameter	Overall width	Overall diameter		

FRONT/REAR													
10	70000718	3.00-10	42J	TL/TT	2.15	1.85-2.50	80	413	86	422	70001313	70001314	

## WHITE WALL

FRONT/REAR													
10	70000719	3.00-10	42J	TL/TT	2.15	1.85-2.50	80	413	86	422	70001313	70001314	

# MC-22 ELEGANCE



- Designed for daily commuting for all paved road types in all weather conditions\*.
- Special compound delivers great traction, stability and comfort.
- Designed for classic scooters.

\*Not recommended on ice and/or snow.

Inch	Code	Tire size	LI/SS	Type (TL/TT)	Measuring rim width	Permitted rim width range	Tire dimensions E.T.R.T.O. (mm)				Tube option 1
							Design		Max. in service		
							Section width	Overall diameter	Overall width	Overall diameter	

FRONT/REAR													
10	70000735	120/70-10	54L	TL*	3.50	2.75-3.75	122	422	132	434	70001357		

## WHITE WALL

FRONT/REAR													
10	70000736	120/70-10	54L	TL*	3.50	2.75-3.75	122	422	132	434	70001357		





# B-13



- Designed for daily commuting for all paved road types in all weather conditions\*.
- Special compound delivers traction, stability and comfort.
- Designed for classic scooters.

\*Not recommended on ice and/or snow.

Inch	Code	Tire size	LI/SS	Type (TL/TT)	Measuring rim width	Permitted rim width range	Tire dimensions E.T.R.T.O. (mm)				Tube option 1
							Design		Max. in service		
							Section width	Overall diameter	Overall width	Overall diameter	
FRONT/REAR											
8	70000720	3.50-8	46J	TT	2.50	2.15-2.50	92	386	99	397	70001312
8	70000724	4.00-8C	71J	TT	2.50	2.50-3.00	108	415	117	427	70001312
8	70000723	4.00-8C	66N	TL/TT	2.50	2.50-3.00	108	415	117	427	70001312

## WHITE WALL

FRONT/REAR											
8	70000721	3.50-8	46J	TT	2.50	2.15-2.50	92	386	99	397	70001312
8	70000722	4.00-8C	66J	TT	2.50	2.50-3.00	108	415	117	427	70001312

# S-05



- Designed for daily commuting for all paved road types in all weather conditions\*.
- Special compound delivers traction, stability and comfort.
- Designed for classic scooters.

\*Not recommended on ice and/or snow.

Inch	Code	Tire size	LI/SS	Type (TL/TT)	Measuring rim width	Permitted rim width range	Tire dimensions E.T.R.T.O. (mm)				Tube option 1	Tube option 2
							Design		Max. in service			
							Section width	Overall diameter	Overall width	Overall diameter		
FRONT/REAR												
12	70000730	3.25-12	55J	TT	2.15	1.60-2.15	88	475	95	487	70001320	70001319
12	70000731	3.50-12	64J	TT	2.50	2.15-2.50	92	488	99	501	70001320	70001319

# B-14



- Designed for daily commuting for all paved road types in all weather conditions\*.
- Special compound delivers traction, stability and comfort.
- Designed for classic scooters.

\*Not recommended on ice and/or snow.

Inch	Code	Tire size	LI/SS	Type (TL/TT)	Measuring rim width	Permitted rim width range	Tire dimensions E.T.R.T.O. (mm)				Tube option 1	Tube option 2
							Design		Max. in service			
							Section width	Overall diameter	Overall width	Overall diameter		
FRONT/REAR												
10	70000726	3.50-10	59J	TT	2.50	2.15-2.50	92	437	99	448	70001313	70001314
10	70000727	4.00-10C	69J	TT	2.50	2.50-3.00	114	465	120	480	70001357	
10	70000728	4.00-10C	74J	TL/TT	2.50	2.50-3.00	114	465	120	480	70001357	

## WHITE WALL

FRONT/REAR												
10	70000725	3.50-10	51J	TT	2.50	2.15-2.50	92	437	99	448	70001313	70001314

# MG-5



- Designed for daily commuting for all paved road types in all weather conditions\*.
- Special compound delivers traction, stability and comfort.
- Designed for classic scooters.

\*Not recommended on ice and/or snow.

Inch	Code	Tire size	LI/SS	Type (TL/TT)	Measuring rim width	Permitted rim width range	Tire dimensions E.T.R.T.O. (mm)				Tube option 1	Tube option 2
							Design		Max. in service			
							Section width	Overall diameter	Overall width	Overall diameter		
FRONT/REAR												
12	70000729	3.00-12	47J	TT	2.15	1.85-2.50	80	464	86	473	70001320	70001319



# B-8



- Designed for urban daily commuting on all paved roads in all weather conditions.\*
- Special compound ensures great traction, stability and extreme durability.
- Designed for mopeds and motorcycles of low and medium engine capacity.

\*Not recommended on ice and/or snow.

Inch	Code	Tire size	LI/SS	Type (TL/TT)	Measuring rim width	Permitted rim width range	Tire dimensions E.T.R.T.O. (mm)				Tube option 1	Tube option 2
							Design		Max. in service			
							Section width	Overall diameter	Overall width	Overall diameter		
FRONT/REAR												
16	70000795	2 1/4-16 (2.25-16)	38J	TT	1.50	1.20-1.60	62	532	66	540	70001330	70001329
16	70000794	2 1/2-16 (2.50-16)	42J	TT	1.50	1.35-1.60	68	548	72	558	70001328	70001329

## WHITE WALL

FRONT/REAR												
16	70000796	2 1/4-16 (2.25-16)	38J	TT	1.50	1.20-1.60	62	532	66	540	70001330	70001329

# B-7



- Designed for urban daily commuting on all paved roads in all weather conditions.\*
- Special compound ensures great traction, stability and extreme durability.
- Designed for mopeds and motorcycles of low and medium engine capacity.

\*Not recommended on ice and/or snow.

Inch	Code	Tire size	LI/SS	Type (TL/TT)	Measuring rim width	Permitted rim width range	Tire dimensions E.T.R.T.O. (mm)				Tube option 1	Tube option 2
							Design		Max. in service			
							Section width	Overall diameter	Overall width	Overall diameter		
FRONT/REAR												
17	70000793	2 3/4-17 (2.75-17)	47J	TL/TT	1.85	1.40-1.85	75	584	80	594	70001340	70001334

## WHITE WALL

FRONT/REAR												
17	70000792	2 3/4-17 (2.75-17)	47J	TL/TT	1.85	1.40-1.85	75	584	80	594	70001340	70001334



# B-4



- Designed for urban daily commuting on all paved roads in all weather conditions.\*
- Special compound ensures great traction, stability and extreme durability.
- Designed for mopeds and motorcycles of low and medium engine capacity.

\*Not recommended on ice and/or snow.

Inch	Code	Tire size	LI/SS	Type (TL/TT)	Measuring rim width	Permitted rim width range	Tire dimensions E.T.R.T.O. (mm)				Tube option 1	Tube option 2
							Design		Max. in service			
							Section width	Overall diameter	Overall width	Overall diameter		
FRONT/REAR												
17	70000788	2 1/4-17 (2.25-17)	39J	TT	1.50	1.20-1.60	62	558	66	566	70001339	70001329
17	70000787	2 1/2-17 (2.50-17)	43J	TT	1.50	1.35-1.60	68	574	72	584	70001340	70001334
18	70000790	2 1/4-18 (2.25-18)	42J	TT	1.50	1.20-1.60	62	583	66	591	70001348	

## WHITE WALL

FRONT/REAR												
17	70000789	2 1/4-17 (2.25-17)	39J	TT	1.50	1.20-1.60	62	558	66	566	70001339	70001329
18	70000791	2 1/4-18 (2.25-18)	42J	TT	1.50	1.20-1.60	62	583	66	591	70001348	

# B-3



- Designed for urban daily commuting on all paved roads in all weather conditions.\*
- Special compound ensures great traction, stability and extreme durability.
- Designed for mopeds and motorcycles of low and medium engine capacity.

\*Not recommended on ice and/or snow.

Inch	Code	Tire size	LI/SS	Type (TL/TT)	Measuring rim width	Permitted rim width range	Tire dimensions E.T.R.T.O. (mm)				Tube option 1	
							Design		Max. in service			
							Section width	Overall diameter	Overall width	Overall diameter		
FRONT/REAR												
18	70000786	2 1/2-18 (2.50-18)	43J	TT	1.50	1.35-1.60	68	599	72	609	70001348	



MOPED



# MC-11



●●●●○



●●●●○



●●●●○



●●●●○



●●●●○



- Designed for sporty riding and urban daily commuting ready to tackle any weather conditions.\*
- Special rubber compound delivers a reliable grip and stability, confident handling and great durability.
- Designed for mopeds.

\*Not recommended on ice and/or snow.

Inch	Code	Tire size	LI/SS	Type (TL/TT)	Measuring rim width	Permitted rim width range	Tire dimensions E.T.R.T.O. (mm)				Tube option 1	Tube option 2
							Design		Max. in service			
							Section width	Overall diameter	Overall width	Overall diameter		
FRONT/REAR												
17	70000778	2-17 (2.00-17)	31J	TT	1.35	1.20-1.35	55	544	58	552	70001329	70001339
17	70000775	2 1/4-17 (2.25-17)	39J	TT	1.50	1.20-1.60	62	558	66	566	70001339	70001329
17	70000772	2 1/2-17 (2.50-17)	43J	TL/TT	1.50	1.35-1.60	68	574	72	584	70001340	70001334
17	70000776	2 3/4-17 (2.75-17)	47J	TL/TT	1.85	1.40-1.85	75	584	80	594	70001340	70001334
18	70000779	2.50-18	45P	TT	1.50	1.35-1.60	64	593	74	605	70001348	

# WHITE WALL

FRONT/REAR												
17	70000774	2 1/4-17 (2.25-17)	39J	TT	1.50	1.20-1.60	62	558	66	566	70001339	70001329
17	70000773	2 1/2-17 (2.50-17)	43J	TL/TT	1.50	1.35-1.60	68	574	72	584	70001340	70001334
17	70000777	2 3/4-17 (2.75-17)	47J	TL/TT	1.85	1.40-1.85	75	584	80	594	70001340	70001334





# MC-2



●●●●○



●●●●○



●●●●○



●●●●○



●●●●○



- Designed for sporty riding and urban daily commuting ready to tackle any weather conditions.\*
- Special rubber compound delivers a reliable grip and stability, confident handling and great durability.
- Designed for mopeds.

\*Not recommended on ice and/or snow.

Inch	Code	Tire size	LI/SS	Type (TL/TT)	Measuring rim width	Permitted rim width range	Tire dimensions E.T.R.T.O. (mm)				Tube option 1	Tube option 2
							Design		Max. in service			
							Section width	Overall diameter	Overall width	Overall diameter		
FRONT/REAR												
16	70000782	2 1/4-16 (2.25-16)	38J	TT	1.50	1.20-1.60	62	532	66	540	70001330	70001329
16	70000780	2 1/2-16 (2.50-16)	42J	TL/TT	1.50	1.35-1.60	68	548	72	558	70001328	70001329
16	70000783	2 3/4-16 (2.75-16)	46J	TL/TT	1.85	1.40-1.85	75	558	80	568	70001328	
16	70000785	3 1/4-16 (3.25-16)	54J	TL/TT	2.15	1.85-2.50	81	586	94	598	70001327	

## WHITE WALL

FRONT/REAR												
16	70000781	2 1/2-16 (2.50-16)	42J	TL/TT	1.50	1.35-1.60	68	548	72	558	70001328	70001329
16	70000784	2 3/4-16 (2.75-16)	46J	TL/TT	1.85	1.40-1.85	75	558	80	568	70001328	



# MC-51 MEDITERRA



●●●●○



●●●●○



●●●●○



●●●●○



●●●●○



- Designed for urban and city commuting on all paved and un-paved road types in all weather conditions.\*
- Special reinforced compound ensures amazing grip, durability and great handling.
- Designed for mopeds and motorcycles of low and medium engine capacity.

\*Not recommended on ice and/or snow.

Inch	Code	Tire size	LI/SS	Type (TL/TT)	Measuring rim width	Permitted rim width range	Tire dimensions E.T.R.T.O. (mm)				Tube option 1	Tube option 2
							Design		Max. in service			
							Section width	Overall diameter	Overall width	Overall diameter		
FRONT/REAR												
17	70000799	2.50-17	43P	TL*	1.50	1.35-1.60	64	568	70	580	70001340	70001334
17	70000800	2.75-17	47P	TL*	1.85	1.40-1.85	75	588	81	600	70001340	70001334

# M-02



●●●●○



- Designed for daily commuting on all paved roads in all weather conditions.\*
- Special rubber compound ensures easy handling, traction and great durability.
- Designed for mopeds and motorcycles of low and medium engine capacity.

\*Not recommended on ice and/or snow.

Inch	Code	Tire size	LI/SS	Type (TL/TT)	Measuring rim width	Permitted rim width range	Tire dimensions E.T.R.T.O. (mm)				Tube option 1	
							Design		Max. in service			
							Section width	Overall diameter	Overall width	Overall diameter		
FRONT/REAR												
19	70000798	2-19 (2.00-19)	24B	TT	1.35	1.20-1.35	55	595	58	603	70001354	
19	70000797	2 1/4-19 (2.25-19)	30B	TT	1.50	1.20-1.60	62	609	66	617	70001354	





Inch	Code	Size	Thickness (mm)	Valve	Packing (pcs)
<b>NORMAL</b>					
8	70001312	3.50-8   4.00-8	1.5	JS 87N 90/90	20
10	70001313	2.50-10   2.75-10   3.00-10   3.25-10   3.50-10   70/100-10   80/90-10   90/90-10   100/80-10   100/90-10	1.5	JS 87N 90/90	20
10	70001315	120/70-10   120/90-10   130/70-10	1.5	JS 87N 90/90	20
10	70001316	4.10-10   130/90-10   150/80-10	1.5	JS 87N 90/90	20
10	70001317	2.50-10   2.75-10   3.00-10   3.50-10   90/90-10   100/80-10   100/90-10	1.5	JS 87CI 90/90	20
10-11	70001357	4.00-10   100/90-11   110/80-11   110/90-11   120/70-11   120/80-11   120/90-11   130/70-11   130/80-11   130/90-11   110/70-11   120/70-11   130/70-11	1.5	JS 87N 90/90	20
12	70001318	2.50-12   2.75-12   3.00-12   3.25-12   3.50-12   60/100-12   70/100-12   80/100-12   90/90-12   90/100-12   100/80-12   100/90-12	1.5	TR4	20
12	70001320	2.50-12   2.75-12   3.00-12   3.25-12   3.50-12   60/100-12   70/100-12   80/100-12   90/100-12   100/90-12	1.5	JS 87N 90/90	20
12-13	70001359	4.00-12   4.25-12   4.50-12   110/90-12   120/70-12   120/80-12   130/70-12   130/80-12   140/70-12   140/70-13   150/70-13	1.5	JS 87N 90/90	20
12-13	70001358	4.00-12   4.25-12   4.50-12   110/90-12   120/70-12   120/80-12   130/70-12   130/80-12   140/70-12   140/70-13   150/70-13	1.5	JS 87N 45/90	20
14	70001322	2.25-14   2.50-14   2.75-14   60/100-14   70/90-14   70/100-14   80/80-14   80/90-14   80/100-14   90/80-14   100/70-14	1.5	TR4	20
14	70001324	100/80-14   100/90-14   110/70-14   110/80-14   120/70-14   120/80-14   140/60-14	1.5	TR6	20
15	70001360	170/80-15	1.5	TR6	20
15	70001326	130/80-15   130/90-15   140/90-15   150/90-15	1.5	TR6	20
16	70001330	2.25-16   60/100-16	1.5	TR4	20
16	70001328	2.50-16   2.75-16   80/80-16   80/90-16   80/100-16   90/80-16   90/90-16	1.5	TR4	20
16	70001327	3.00-16   3.25-16   3.50-16   80/90-16   90/90-16   90/100-16	1.5	TR6	20
16-17	70001329	2.00-16   2.25-16   2.50-16   2.00-17   2.25-17   2.50-17	1.5	TR4	20
16	70001332	4.00-16   4.60-16   5.00-16   100/80-16   100/100-16   110/70-16   110/90-16   120/70-16   120/80-16   120/90-16   130/70-16   130/80-16   130/90-16	1.5	TR6	20
16	70001333	140/70-16   140/90-16   150/80-16   5.00-16   MT90-16   MU90-16   MU85-16	1.5	TR6	20
17	70001338	4.00-17   4.25-17   4.25/80-17   4.50-17   5.00-17   5.10-17   6.10-17   110/90-17   120/80-17   120/90-17   130/70-17   130/80-17   130/90-17   140/70-17   140/80-17   140/90-17   150/60-17   150/70-17   150/80-17   150/90-17   160/60-17	1.5	TR6	20
17	70001339	2.00-17   2.25-17   60/100-17	1.5	TR4	20
17	70001340	2.50-17   2.75-17   70/100-17   80/90-17   80/100-17   90/80-17   100/70-17   100/80-17	1.5	TR6	20
18	70001346	3.25-18   3.50-18   4.00-18   4.10-18   90/90-18   90/100-18   100/80-18   100/90-18   100/100-18   110/80-18   110/90-18   110/100-18   120/80-18   120/90-18   120/100-18   130/80-18	1.5	TR6	20
18	70001349	4.00-18   4.25-18   4.50-18   4.75-18   5.00-18   100/100-18   110/80-18   110/90-18   110/100-18   120/80-18   120/90-18   120/100-18   130/80-18	1.5	TR6	20
18	70001348	2.25-18   2.50-18	1.5	TR4	20
18	70001347	2.75-18   3.00-18   3.25-18   80/90-18   80/100-18   90/80-18   90/90-18   90/100-18   100/80-18   100/90-18   100/100-18   110/80-18	1.5	TR6	20
19	70001354	2.00-19   2.25-19	1.5	TR4	20
19	70001353	2.50-19   2.75-19   80/100-19   90/90-19	1.5	TR6	20
21	70001361	2.50-21   2.75-21   3.00-21   3.25-21   3.60-21   80/90-21   80/100-21   90/80-21   90/90-21   90/100-21   100/80-21	1.5	TR6	20
<b>HEAVY DUTY</b>					
10	70001314	2.50-10   2.75-10   3.00-10   3.25-10   3.50-10   90/90-10   100/80-10   100/90-10	2.0	TR4	20
12	70001319	2.50-12   2.75-12   3.00-12   3.25-12   3.50-12   60/100-12   70/100-12   80/100-12   90/100-12   100/90-12	2.0	TR6	20
14	70001321	2.25-14   2.50-14   2.75-14   60/100-14   70/100-14	2.0	TR6	20




Inch	Code	Size	Thickness (mm)	Valve	Packing (pcs)
14	70001323	3.60-14   4.10-14   90/90-14   90/100-14	2.0	TR6	20
16	70001331	3.00-16   90/90-16   90/100-16   100/80-16	2.0	TR6	20
17	70001336	3.00-17   3.25-17   3.60-17   90/80-17   90/90-17   90/100-17   100/80-17   110/70-17   110/80-17   120/60-17   120/65-17   120/70-17	2.0	TR6	20
17	70001335	3.00-17   3.50-17   90/90-17   90/100-17   100/70-17   100/80-17   110/90-17	2.0	TR6	20
17	70001337	4.00-17   4.25-17   4.25/80-17   4.50-17   5.00-17   5.10-17   6.10-17   110/90-17   120/80-17   120/90-17   130/70-17   130/80-17   130/90-17   140/70-17   140/80-17   140/90-17   150/60-17   150/70-17   150/80-17   150/90-17   160/60-17   170/60-17	2.0	TR6	20
17	70001341	140/100-17	2.0	TR6	20
17	70001334	2.50-17   2.75-17   70/100-17   80/90-17   80/100-17   90/80-17	2.0	TR6	20
18	70001343	4.00-18   4.25-18   4.50-18   4.75-18   5.00-18   100/100-18   110/80-18   110/90-18   110/100-18   120/80-18   120/90-18   120/100-18   130/80-18	2.0	TR6	20
18	70001345	4.00-18   4.25-18   4.50-18   4.60-18   4.25/85-18   110/90-18   110/100-18   120/80-18   120/90-18   120/100-18   130/80-18   130/90-18   140/80-18   150/70-18	2.0	TR6	20
19	70001351	3.00-19   3.25-19   3.50-19   3.75-19   4.00-19   4.50-19   70/100-19   80/90-19   80/100-19   90/90-19   100/90-19   110/80-19   110/90-19   120/80-19   120/90-19   130/70-19   130/80-19	2.0	TR6	20
19	70001350	5.00-19   120/70-19   120/90-19   130/60-19   140/80-19	2.0	TR6	20
21	70001356	2.50-21   2.75-21   3.00-21   3.25-21   3.60-21   80/90-21   80/100-21   90/80-21   90/90-21   90/100-21   100/80-21	2.0	TR6	20
<b>ULTRA HEAVY DUTY</b>					
18	70001344	100/100-18   110/100-18   120/80-18   120/90-18   120/100-18   130/80-18   140/80-18	4.0	TR6	20
19	70001352	100/90-19   110/90-19   120/70-19   120/80-19   130/70-19	4.0	TR6	20
21	70001355	2.50-21   2.75-21   3.00-21   3.25-21   3.60-21   80/90-21   80/100-21   90/80-21   90/90-21   90/100-21   100/80-21	4.0	TR6	20



TR 4



TR 6



JS 87CI 90/90



JS 87N 90/90



JS 87N 45/90





MOUSSE

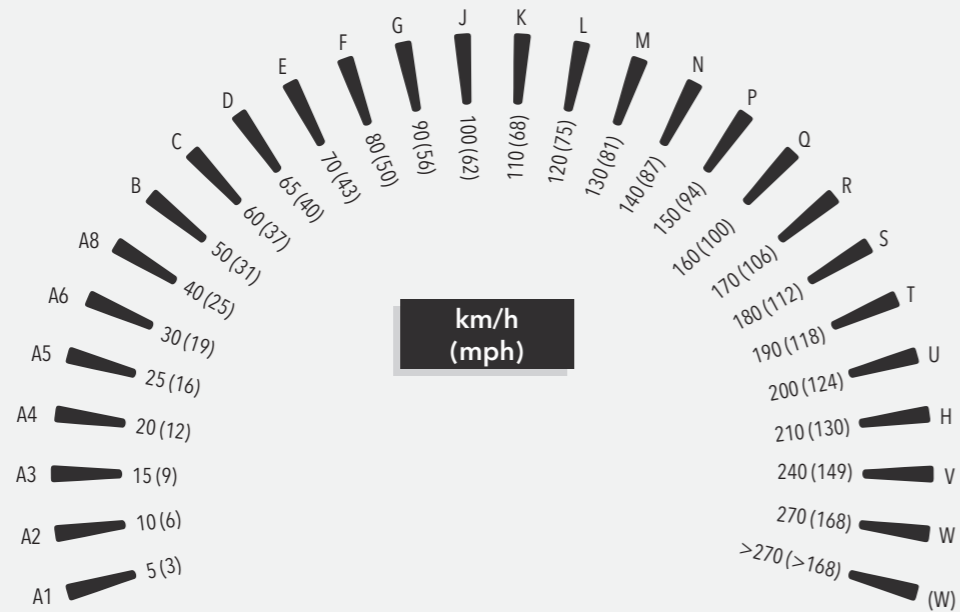


Inch	Code	Size	Homologation	Aspect	Version	Air pressure estimated
<b>FRONT</b>						
19	70001196	70/100-19	NHS	CYLINDRICAL	STANDARD	0,8/1,0
21	70000891	80/100-21	NHS	CYLINDRICAL	STANDARD	0,8/1,0
21	70000893	90/90-21	NHS	CYLINDRICAL	STANDARD	0,8/1,0
21	70000898	90/90-21	NHS	CYLINDRICAL	RALLY	1,1/1,3
21	70000892	90/100-21	NHS	CYLINDRICAL	STANDARD	0,8/1,0
<b>REAR</b>						
16	70001194	90/100-16	NHS	CYLINDRICAL	STANDARD	0,7/0,9
18	70000882	110/80-18	NHS	CYLINDRICAL	STANDARD	0,8/1,0
18	70000894	110/100-18	NHS	CYLINDRICAL	STANDARD	0,8/1,0
18	70000886	120/90-18	NHS	CYLINDRICAL	STANDARD	0,8/1,0
18	70000887	120/90-18	NHS	CYLINDRICAL	SOFT	0,5/0,6
18	70000884	120/100-18	NHS	CYLINDRICAL	STANDARD	0,8/1,0
18	70000889	140/80-18	NHS	CYLINDRICAL	STANDARD	0,8/1,1
18	70000890	140/80-18	NHS	CYLINDRICAL	SOFT	0,5/0,6
18	70000895	140/80-18	NHS	FLAT	EXTREME	0,5/0,6
18	70000897	140/80-18	NHS	CYLINDRICAL	RALLY	1,1/1,3
19	70000881	100/90-19	NHS	CYLINDRICAL	STANDARD	0,8/1,0
19	70000883	110/90-19	NHS	CYLINDRICAL	STANDARD	0,8/1,0
19	70000885	120/80-19	NHS	CYLINDRICAL	STANDARD	0,8/1,0
19	70000888	120/90-19	NHS	CYLINDRICAL	STANDARD	0,8/1,0
<b>MOUSSE GEL</b>						
	70000896	1KG GEL MOUSSE		GEL	MOUSSE GEL	



## TIRE DESIGNATION

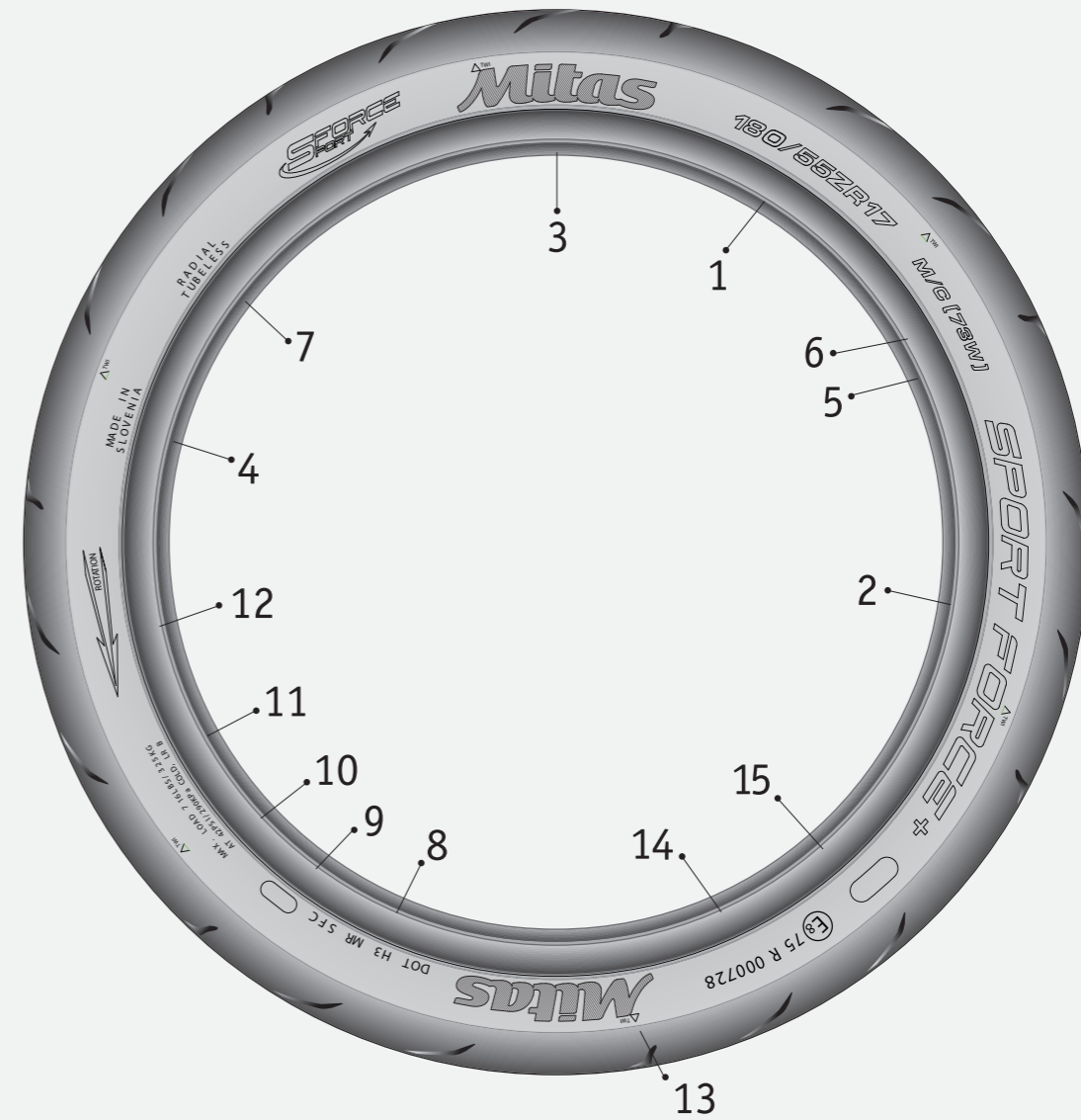
### SPEED SYMBOL



### LOAD INDEX

U	kg	U	kg	U	kg	U	kg	U	kg	U	kg
0	45.0	20	80.0	40	140.0	60	250.0	80	450.0	100	800.0
1	46.2	21	82.5	41	145.0	61	257.0	81	462.0	101	825.0
2	47.5	22	85.0	42	150.0	62	265.0	82	475.0	102	850.0
3	48.7	23	87.5	43	155.0	63	272.0	83	487.0	103	875.0
4	50.0	24	90.0	44	160.0	64	280.0	84	500.0	104	900.0
5	51.5	25	92.5	45	165.0	65	290.0	85	515.0	105	925.0
6	53.0	26	95.0	46	170.0	66	300.0	86	530.0	106	950.0
7	54.5	27	97.5	47	175.0	67	307.0	87	545.0	107	975.0
8	56.0	28	100.0	48	180.0	68	315.0	88	560.0	108	1000.0
9	58.0	29	103.0	49	185.0	69	325.0	89	580.0	109	1030.0
10	60.0	30	106.0	50	190.0	70	335.0	90	600.0	110	1060.0
11	61.5	31	109.0	51	195.0	71	345.0	91	615.0	111	1090.0
12	63.0	32	112.0	52	200.0	72	355.0	92	630.0	112	1120.0
13	65.0	33	115.0	53	206.0	73	365.0	93	650.0	113	1150.0
14	67.0	34	118.0	54	212.0	74	375.0	94	670.0	114	1180.0
15	69.0	35	121.0	55	218.0	75	387.0	95	690.0	115	1215.0
16	71.0	36	125.0	56	224.0	76	400.0	96	710.0	116	1250.0
17	73.0	37	128.0	57	230.0	77	412.0	97	730.0	117	1285.0
18	75.0	38	132.0	58	236.0	78	425.0	98	750.0	118	1320.0
19	77.5	39	136.0	59	243.0	79	437.0	99	775.0	119	1360.0

## TIRE DESIGNATION







### TIRE MARKINGS

1. Tire size:	2. Tread pattern designation:	3. Manufacturer:	4. Country of origin:	5. Speed symbol:	6. Load index:	7. Tubeless / Tubetype:	8. DOT marking:
180/55ZR17	Sport Force+	Mitas	Slovenia	W (>270 km/h)	73 (365 kg)	Tubeless	DOT H3 MR SFC
9. Production date	10. Max. load capacity:	10. Max. inflation pressure:	11. Load range:	12. Direction of rotation:	13. Tread wear indicator:	14. Homologation No.:	15. Other homologations
	716 lbs	AT 42 PSI COLD	B	Rotation	TWI	E8 75 R 000728	

## AMERICAN ALPHA INDICATION

Alpha	Inch	Alpha	Inch
H	3.15	R	4.50
J	3.50	S	4.75
L	3.65	T	5.10
M	3.75	U	5.60
N	4.10	V	5.90
P	4.10		

					
Metric	Inch	Alpha	Metric	Inch	Alpha
80/90	2.50/2.75	MH90	110/90	4.00/4.25	MP85
90/90	2.75/3.00	MJ90	120/90	4.50/4.75	MR90
100/90	3.25/3.50	MM90	130/80	5.00/5.10	
110/90	3.75/4.00	MN90	130/90	5.00/5.10	MT90
120/80	4.25/4.50		140/80	5.50/6.00	
120/90	4.25/4.50	MR90	140/90	5.50/6.00	MJ90
130/90	5.00/5.10	MT90	150/80	6.00/6.25	MV85
			150/90	6.00/6.25	MV85

			
Metric	Inch	Metric	Inch
60/100 90/80	2.50/2.75	80/100 80/90	2.50/3.60
70/100 90/80	2.75/3.00	90/100 110/90	3.60/4.10
80/100 100/80	3.00/3.25	100/100 120/80	4.00/4.10
		110/100 130/80	4.00/4.50
		120/100 140/80	5.00/5.10

## COMPARATIVE CHART FOR METRIC-DECIMAL SIZE DESCRIPTION

Tire size	Load index		Permitted rim	Alphanumeric	Tire size		
	Standard	Reinforced			Inch		
					100	90	80
2.75-16	40	46	1.50-1.85	MH 90-16	80/100-16	80/90-16	90/80-16
3.00-16	40	48	1.60-2.15	MH 90-16	90/100-16	90/90-16	100/80-16
3.25-16	48	55	1.85-2.50	MJ 90 - 16	100/100-16	100/90-16	110/80-16
3.50-16	52	58	1.85-2.50	ML 90-16	100/100-16	100/90-16	110/80-16
4.60-16	58	59	1.85-3.00	MM 90-16	100/100-16	110/90-16	120/80-16
2.75-17	41	47	1.50-1.85	MH 90-17	80/100-17	80/90-17	90/80-17
3.00-17	41	50	1.60-2.15	MH 90-17	90/100-17	90/90-17	100/80-17
4.50-17	50	67	2.15-3.00	MR 90-17	110/100-17	130/90-17	140/80-17
4.60-17	50	62	1.85-3.00	MS 90-17	100/100-17	110/90-17	120/80-17
5.10-17	50	67	2.50-3.50	MT 90-17	110/100-17	130/90-17	140/80-17
2.75-18	42	48	1.50-1.85	MH 90-18	80/100-18	80/90-18	90/80-18
3.00-18	47	52	1.60-2.15	MH 90-18	90/100-18	90/90-18	100/80-18
3.25-18	52	59	1.85-2.50	MJ 90 - 18	100/100-18	100/90-18	110/80-18
3.50-18	56	62	1.85-2.50	ML 90-18	100/100-18	100/90-18	110/80-18
3.60-18	51	62	1.85-2.50	MH 90-18	100/100-18	90/90-18	100/80-18
4.00-18	64	69	2.15-3.00	MN 90-18	110/100-18	120/90-18	130/80-18
4.10-18	60	69	1.85-3.00	ML 90-18	100/100-18	100/90-18	110/80-18
4.25/85-18	64	69	1.85-3.00	MM 90-18	110/100-18	110/90-18	120/80-18
4.25-18	66	69	2.15-3.00	ML 90-18	110/100-18	120/90-18	130/80-18
4.60-18	63	69	1.85-3.00	MR 90-18	110/100-18	120/90-18	130/80-18
3.00-19	49	54	1.60-2.15	MH 90-19	90/100-19	90/90-19	100/80-19
3.25-19	54	54	1.85-2.50	MJ 90-19	100/100-19	100/90-19	110/80-19
3.50-19	54	57	1.85-2.50	ML 90-19	100/100-19	100/90-19	110/80-19
3.60-19	52	54	1.85-2.50	MH 90-19	100/100-19	90/90-19	100/80-19
2.75-21	45	54	1.50-1.85	MH 90-21	80/100-21	80/90-21	90/80-21
3.00-21	51	57	1.60-2.15	MH 90-21	90/100-21	90/90-21	100/80-21

DISCONTINUED TIRES  
(Available until the stock runs out)






DISCONTINUED TIRES					REPLACEMENT TIRES					
Code	Tire size	LI/SS	Type (TL/TT)	Version	Code	Tire size	LI/SS	Type (TL/TT)	Version	Tread pattern
<b>C-01</b>										
70000266	3.50-16	58P	TT		70001070	3.50-16	58S	TT	ALL-TERRAIN	<b>E-05</b>
<b>C-02 STONEKING</b>										
70000270	130/80-17	65N	TT		70000985	130/80-17	65N	TT	ALL-TERRAIN	<b>STONE KING</b>
70000267	110/100-18	71N	TT		70001072	110/100-18	64R	TT	SUPER	<b>TERRA FORCE-EX MH</b>
70000268	120/90-18	71N	TT		70000983	120/90-18	71N	TT	ALL-TERRAIN	<b>STONE KING</b>
70000269	120/90-19	66N	TT		70000984	120/90-19	66N	TT	ALL-TERRAIN	<b>STONE KING</b>
<b>C-04 LEISURE</b>										
70000271	110/90-18	61N	TT							-
226351	120/90-18	71N	TT	REINFORCED	70000983	120/90-18	71N	TT		<b>STONE KING</b>
70000272	130/90-18	69N	TT							-
<b>C-10 SPEEDY-CROC</b>										
226024	2.75-10	37J	TT		70000927	70/100-10 (2.50-10)	41J	TT	MEDIUM HARD TERRAIN	<b>TERRA FORCE-MX MH</b>
226008	80/100-12	41M	TT		70000930	80/100-12 (2.50-12)	50M	TT	MEDIUM HARD TERRAIN	<b>TERRA FORCE-MX MH</b>
226035	90/100-14	49M	TT		70000932	90/100-14	49M	TT	MEDIUM HARD TERRAIN	<b>TERRA FORCE-MX MH</b>
226322	110/90-18	61M	TT							-
226340	120/90-18	65M	TT	ICE SOFT	70000954	120/90-18	65R	TT	SUPER	<b>TERRA FORCE-EF</b>
70000273	120/90-18	65M	TT		70000953	120/90-18	65R	TT	SUPER LIGHT	<b>TERRA FORCE-EF</b>
70000179	120/90-18	65M	TT	SUPER	70000954	120/90-18	65R	TT	SUPER	<b>TERRA FORCE-EF</b>
226598	100/90-19	57M	TT		70000922	100/90-19	57M	TT	MEDIUM HARD TERRAIN	<b>TERRA FORCE-MX MH</b>
226608	110/90-19	62M	TT		70000923	110/90-19	62M	TT	MEDIUM HARD TERRAIN	<b>TERRA FORCE-MX MH</b>
226472	120/90-19	66N	TT		70000984	120/90-19	66N	TT		<b>STONE KING</b>
<b>C-11 SPEEDY-CROC</b>										
226018	2.50-12	37J	TT		70000930	80/100-12 (2.50-12)	50M	TT	MEDIUM HARD TERRAIN	<b>TERRA FORCE-MX MH</b>
226020	2.50-12	37J	TT		70000930	80/100-12 (2.50-12)	50M	TT	MEDIUM HARD TERRAIN	<b>TERRA FORCE-MX MH</b>
226041	60/100-14	30M	TT	WIN FRIC	70000926	60/100-14	29M	TT	MEDIUM HARD TERRAIN	<b>TERRA FORCE-MX MH</b>
70000274	80/100-21	51R	TT		70001073	80/100-21	51R	TT	SUPER	<b>TERRA FORCE-EX MH</b>
226755	90/90-21	54R	TT		70000935	90/90-21 (3.00-21)	54M	TT	MEDIUM HARD TERRAIN	<b>TERRA FORCE-MX MH</b>
<b>C-12 CROSS</b>										
226328	110/90-18	61M	TT	SOFT TERRAIN						-
226344	120/90-18	65M	TT	SOFT TERRAIN	70000979	120/90-18	65R	TT	SUPER	<b>TERRA FORCE-EX SM</b>
226630	100/90-19	57M	TT	SOFT TERRAIN	70000937	100/90-19	57M	TT	SOFT MEDIUM TERRAIN	<b>TERRA FORCE-MX SM</b>
226626	110/90-19	62M	TT	SOFT TERRAIN	70000938	110/90-19	62M	TT	SOFT MEDIUM TERRAIN	<b>TERRA FORCE-MX SM</b>
226476	120/90-19	66N	TT	ICE SOFT						-
226474	120/90-19	66N	TT		70000984	120/90-19	66N	TT		<b>STONE KING</b>
226010	70/100-10 (2.50-10)	37J	TT	SOFT TERRAIN	70000941	70/100-10 (2.50-10)	41J	TT	SOFT MEDIUM TERRAIN	<b>TERRA FORCE-MX SM</b>
<b>C-15 CAYMAN</b>										
226768	90/90-21	54R	TT	CROSS COUNTRY	70000949	90/90-21	54M	TT	SOFT MEDIUM TERRAIN	<b>TERRA FORCE-MX SM</b>
226766	90/90-21 (3.00-21)	54R	TT	SOFT TERRAIN	70000949	90/90-21	54M	TT	SOFT MEDIUM TERRAIN	<b>TERRA FORCE-MX SM</b>
<b>C-16 STONEATER</b>										
70000180	110/100-18	64M	TT	SUPER SOFT EXTREME	70000967	110/100-18	64M	TT		<b>TERRA FORCE-EX MH</b>
70000289	110/100-18	64M	TT	WIN FRIC	70000989	110/100-18	64M	TT		<b>TERRA FORCE-EX HT</b>



DISCONTINUED TIRES					REPLACEMENT TIRES					
Code	Tire size	LI/SS	Type (TL/TT)	Version	Code	Tire size	LI/SS	Type (TL/TT)	Version	Tread pattern
<b>C-16 STONEATER</b>										
70000277	110/100-18	64M	TT		70001072	110/100-18	64R	TT		<b>TERRA FORCE-EX MH</b>
70000316	110/100-18	64M	TT	SPIKE	70000989	110/100-18	64M	TT	ICE	<b>TERRA FORCE-EX HT</b>
70000288	100/90-19	57M	TT	WIN FRIC	70000988	100/90-19	57M	TT	ICE	<b>TERRA FORCE-EX HT</b>
70000315	100/90-19	57M	TT	SPIKE	70000988	100/90-19	64M	TT	ICE	<b>TERRA FORCE-EX HT</b>
70000278	110/90-19	62M	TT		70000923	110/90-19	62M	TT	MEDIUM HARD TERRAIN	<b>TERRA FORCE-MX MH</b>
70000290	110/90-19	62M	TT	WIN FRIC	70000990	110/90-19	62M	TT		<b>TERRA FORCE-EX HT</b>
70000317	110/90-19	62M	TT	SPIKE	70000990	110/90-19	62M	TT	ICE	<b>TERRA FORCE-EX HT</b>
70000291	120/90-19	66N	TT	WIN FRIC						-
70000279	120/90-19	66N	TT		70000984	120/90-19	66N	TT		<b>STONE KING</b>
70000318	120/90-19	66N	TT	SPIKE						-
<b>C-17 STONEATER</b>										
	80/100-21	51R	TT		70001073	80/100-21	51R	TT	SUPER	<b>TERRA FORCE-EX MH</b>
70000319	90/90-21	54R	TT	SPIKE	70000991	90/90-21	51M	TT	ICE	<b>TERRA FORCE-EX HT</b>
70000474	90/90-21 (3.00-21)	54R	TT	DAKAR	70000920	90/90-21	54R	TT	SUPER	<b>ENDURO TRAIL-RALLY MH</b>
70000475	90/90-21 (3.00-21)	54R	TT	DAKAR	70000920	90/90-21	54R	TT	SUPER	<b>ENDURO TRAIL-RALLY MH</b>
70000280	90/90-21 (3.00-21)	54R	TT	SUPER LIGHT	70000982	90/90-21	54R	TT		<b>ENDURO TRAIL-RALLY MH</b>
70000292	90/90-21 (3.00-21)	54R	TT	WIN FRIC	70000991	90/90-21	51M	TT		<b>TERRA FORCE-EX HT</b>
<b>C-18 EAGLE</b>										
226310	100/100-18	59R	TT		70001071	100/100-18	59R	TT	SUPER	<b>TERRA FORCE-EX MH</b>
70000225	110/100-18	64R	TT	SUPER LIGHT	70000977	110/100-18	64R	TT	SUPER LIGHT	<b>TERRA FORCE-EX SM</b>
70000182	110/100-18	64R	TT	SUPER LIGHT	70000977	110/100-18	64R	TT	SUPER LIGHT	<b>TERRA FORCE-EX SM</b>
226317	110/100-18	64M	TT	INTERMEDIATE TERRAIN	70000966	110/100-18	64M	TT	SUPER LIGHT	<b>TERRA FORCE-EX MH</b>
70000226	120/90-18	65R	TT	CROSS COUNTRY	70000970	120/90-18	65R	TT	SUPER	<b>TERRA FORCE-EX MH</b>
70000227	120/90-18	65R	TT	SUPER LIGHT	70000969	120/90-18	65R	TT	SUPER LIGHT	<b>TERRA FORCE-EX MH</b>
70000185	120/90-18	65R	TT	SUPER LIGHT	70000969	120/90-18	65R	TT	SUPER LIGHT	<b>TERRA FORCE-EX MH</b>
70000184	120/90-18	65R	TT	COUNTRY CROSS	70000979	120/90-18	65R	TT	SUPER	<b>TERRA FORCE-EX SM</b>
226556	120/90-18	65R	TT	INTERMEDIATE TERRAIN	70000979	120/90-18	65R	TT	SUPER	<b>TERRA FORCE-EX SM</b>
70000181	100/90-19	57M	TT	SUPER LIGHT	70000922	100/90-19	57M	TT	MEDIUM HARD TERRAIN	<b>TERRA FORCE-MX MH</b>
226640	100/90-19	57M	TT	INTERMEDIATE TERRAIN	70000937	100/90-19	57M	TT	SOFT MEDIUM TERRAIN	<b>TERRA FORCE-MX SM</b>
70000183	110/90-19	62M	TT	SUPER LIGHT	70000938	110/90-19	62M	TT	SOFT MEDIUM TERRAIN	<b>TERRA FORCE-MX SM</b>
226613	110/90-19	62M	TT	INTERMEDIATE TERRAIN	70000938	110/90-19	62M	TT	SOFT MEDIUM TERRAIN	<b>TERRA FORCE-MX SM</b>
226518	120/80-19	63M	TT	INTERMEDIATE TERRAIN	70000939	120/80-19	63M	TT	SOFT MEDIUM TERRAIN	<b>TERRA FORCE-MX SM</b>
<b>C-19 EAGLE</b>										
70000320	2.50-12	37M	TT	SPIKE						-
70000099	80/100-12 (2.50-12)	37M	TT	INTERMEDIATE TERRAIN	70000945	80/100-12 (2.50-12)	50M	TT	SOFT MEDIUM TERRAIN	<b>TERRA FORCE-MX SM</b>
70000293	80/100-12 (2.50-12)	37M	TT	WIN FRIC						-
226043	60/100-14	30M	TT	INTERMEDIATE TERRAIN	70000926	60/100-14	29M	TT	MEDIUM HARD TERRAIN	<b>TERRA FORCE-MX MH</b>
226042	60/100-14	30M	TT	WIN FRIC						-
226163	70/100-17	40M	TT	INTERMEDIATE TERRAIN	70000943	70/100-17	40M	TT	SOFT MEDIUM TERRAIN	<b>TERRA FORCE-MX SM</b>
226165	70/100-17	40M	TT	WIN FRIC						-
226617	70/100-19	42M	TT	INTERMEDIATE TERRAIN	70000944	70/100-19	42M	TT	SOFT MEDIUM TERRAIN	<b>TERRA FORCE-MX SM</b>



DISCONTINUED TIRES					REPLACEMENT TIRES					
Code	Tire size	LI/SS	Type (TL/TT)	Version	Code	Tire size	LI/SS	Type (TL/TT)	Version	Tread pattern
<b>C-19 EAGLE</b>										
226167	70/100-19	42M	TT	WIN FRIC	70001075	70/100-19	42M	TT	ICE	<b>TERRA FORCE-MX HT</b>
226730	80/100-21	51R	TT	INTERMEDIATE TERRAIN	70000946	80/100-21	51M	TT	SOFT MEDIUM TERRAIN	<b>TERRA FORCE-MX SM</b>
226107	90/100-21	57R	TT	INTERMEDIATE TERRAIN	70000934	90/100-21	57M	TT	MEDIUM HARD TERRAIN	<b>TERRA FORCE-MX MH</b>
70000229	90/100-21	57R	TT	SUPER LIGHT	70000974	90/100-21	57M	TT	SUPER LIGHT	<b>TERRA FORCE-EX MH</b>
70000230	90/100-21	57R	TT	SUPER	70000975	90/100-21	57M	TT	SUPER	<b>TERRA FORCE-EX MH</b>
70000186	90/100-21	57R	TT	SUPER LIGHT	70000974	90/100-21	57M	TT	SUPER LIGHT	<b>TERRA FORCE-EX MH</b>
70000187	90/100-21	57R	TT	SUPER	70000975	90/100-21	57M	TT	SUPER	<b>TERRA FORCE-EX MH</b>
70000228	90/90-21	54R	TT	SUPER LIGHT	70000960	90/90-21 (3.00-21)	54R	TT	SUPER LIGHT	<b>TERRA FORCE-EF</b>
226711	90/90-21 (3.00-21)	54R	TT	INTERMEDIATE TERRAIN	70000949	90/90-21	54M	TT	SOFT MEDIUM TERRAIN	<b>TERRA FORCE-MX SM</b>
70000231	90/90-21 (3.00-21)	54R	TT	SUPER	70000961	90/90-21 (3.00-21)	54R	TT	SUPER	<b>TERRA FORCE-EF</b>
70000188	90/90-21 (3.00-21)	54R	TT	SUPER LIGHT	70000960	90/90-21 (3.00-21)	54R	TT	SUPER LIGHT	<b>TERRA FORCE-EF</b>
70000189	90/90-21 (3.00-21)	54R	TT	SUPER	70000961	90/90-21 (3.00-21)	54R	TT	SUPER	<b>TERRA FORCE-EF</b>
<b>C-20 STONEKING</b>										
226028	70/100-10 (2.50-10)	37M	TT	HARD TERRAIN	70000927	70/100-10 (2.50-10)	41J	TT	MEDIUM HARD TERRAIN	<b>TERRA FORCE-MX MH</b>
70000100	80/100-12 (2.50-12)	50M	TT	HARD TERRAIN	70000930	80/100-12 (2.50-12)	50M	TT	MEDIUM HARD TERRAIN	<b>TERRA FORCE-MX MH</b>
226002	80/100-12 (2.50-12)	50M	TT	WIN FRIC						-
70000190	90/100-12	46M	TT	SUPER SOFT EXTREME	70000972	90/100-12	46M	TT	SUPER SOFT	<b>TERRA FORCE-EX MH</b>
70000232	90/100-12	46M	TT	SUPER SOFT EXTREME	70000972	90/100-12	46M	TT	SUPER SOFT	<b>TERRA FORCE-EX MH</b>
70000361	90/100-12	46M	TT	PIT CROSS	70000999	90/100-12	46M	TT	PITCROSS	<b>TERRA FORCE-MX MH</b>
226077	90/90-14	49M	TT	WIN FRIC						-
226075	90/100-14	49M	TT	PIT CROSS	70000932	90/100-14	49M	TT	MEDIUM HARD TERRAIN	<b>TERRA FORCE-MX MH</b>
226312	100/100-18	59R	TT	HARD TERRAIN	70001071	100/100-18	59R	TT	SUPER	<b>TERRA FORCE-EX MH</b>
226318	110/100-18	64R	TT	HARD TERRAIN	70001072	110/100-18	64M	TT	MEDIUM HARD TERRAIN	<b>TERRA FORCE-MX MH</b>
226500	120/90-18	65R	TT	HARD TERRAIN	70000970	120/90-18	65R	TT	SUPER	<b>TERRA FORCE-EX MH</b>
226642	100/90-19	57M	TT	HARD TERRAIN	70000922	100/90-19	57M	TT	MEDIUM HARD TERRAIN	<b>TERRA FORCE-MX MH</b>
226612	110/90-19	62M	TT	HARD TERRAIN	70000923	110/90-19	62M	TT	MEDIUM HARD TERRAIN	<b>TERRA FORCE-MX MH</b>
226520	120/80-19	63M	TT	HARD TERRAIN	70000924	120/80-19	63M	TT	MEDIUM HARD TERRAIN	<b>TERRA FORCE-MX MH</b>
<b>C-21 STONEKING</b>										
70000191	90/90-14	46M	TT	SUPER	70000976	90/90-14	46M	TT	SUPER	<b>TERRA FORCE-EX MH</b>
70000233	90/90-14	46M	TT	SUPER	70000976	90/90-14	46M	TT	SUPER	<b>TERRA FORCE-EX MH</b>
70000362	90/90-14	46M	TT	PIT CROSS	70001000	90/90-14	46M	TT	PITCROSS	<b>TERRA FORCE-MX MH</b>
226732	80/100-21	51R	TT	HARD TERRAIN	70000931	80/100-21	51M	TT	MEDIUM HARD TERRAIN	<b>TERRA FORCE-MX MH</b>
226655	90/90-21 (3.00-21)	54R	TT	HARD TERRAIN	70000935	90/90-21 (3.00-21)	54M	TT	MEDIUM HARD TERRAIN	<b>TERRA FORCE-MX MH</b>
70000333	90/90-21 (3.00-21)	54R	TT	SUPER	70000920	90/90-21 (3.00-21)	54R	TT	SUPER	<b>ENDURO TRAIL-RALLY MH</b>
70000332	90/90-21 (3.00-21)	54R	TT	SUPER	70000920	90/90-21 (3.00-21)	54R	TT	SUPER	<b>ENDURO TRAIL-RALLY MH</b>
<b>C-22</b>										
226346	120/90-18	65M	TT	ICE SOFT						-
226332	110/100-18	64L	TT	ICE	70000989	110/100-18	64M	TT	ICE	<b>TERRA FORCE-EX HT</b>
70000281	110/100-18	64N	TT		70000966	110/100-18	64M	TT	SUPER LIGHT	<b>TERRA FORCE-EX MH</b>
226638	110/90-19	62L	TT	ICE	70000990	110/90-19	62M	TT	ICE	<b>TERRA FORCE-EX HT</b>
70000282	110/90-19	62N	TT		70000923	110/90-19	62M	TT	MEDIUM HARD TERRAIN	<b>TERRA FORCE-MX MH</b>



DISCONTINUED TIRES					REPLACEMENT TIRES					
Code	Tire size	LI/SS	Type (TL/TT)	Version	Code	Tire size	LI/SS	Type (TL/TT)	Version	Tread pattern
<b>C-23</b>										
226723	80/100-21	51R	TT	SUPER	70001073	80/100-21	51R	TT	SUPER	<b>TERRA FORCE-EX MH</b>
226724	80/100-21	51N	TT	ICE	70000991	90/90-21	51M	TT	ICE	<b>TERRA FORCE-EX HT</b>
70000283	80/100-21	51R	TT		70001073	80/100-21	51R	TT	SUPER	<b>TERRA FORCE-EX MH</b>
<b>C-24 CROSS</b>										
226644	110/90-19	62M	TT	X SOFT TERRAIN	70000936	110/90-19	62M	TT	SAND	<b>TERRA FORCE-MX SAND 2</b>
<b>C-25 EAGLE SAND</b>										
226718	80/100-21	51M	TT	X SOFT TERRAIN	70000950	80/100-21	51M	TT	SAND	<b>TERRA FORCE-MX SAND</b>
<b>C-26 EAGLE STONE</b>										
226646	110/90-19	62M	TT	X HARD TERRAIN	70000923	110/90-19	62M	TT	MEDIUM HARD TERRAIN	<b>TERRA FORCE-MX MH</b>
226505	120/90-18	65M	TT	SUPER SOFT EXTREME	70000952	120/90-18	65M	TT	SUPER SOFT	<b>TERRA FORCE-EF</b>
<b>C-27 EAGLE STONE</b>										
226720	80/100-21	51M	TT	X HARD TERRAIN	70000931	80/100-21	51M	TT	MEDIUM HARD TERRAIN	<b>TERRA FORCE-MX MH</b>
226108	90/100-21	57M	TT	X HARD TERRAIN	70000934	90/100-21	57M	TT	MEDIUM HARD TERRAIN	<b>TERRA FORCE-MX MH</b>
<b>C-28 TERRACROSS</b>										
226791	100/90-19	57M	TT	MEDIUM HARD TERRAIN	70000922	100/90-19	57M	TT	MEDIUM HARD TERRAIN	<b>TERRA FORCE-MX MH</b>
226793	110/90-19	62M	TT	MEDIUM HARD TERRAIN	70000923	110/90-19	62M	TT	MEDIUM HARD TERRAIN	<b>TERRA FORCE-MX MH</b>
<b>C-29 TERRACROSS</b>										
226795	80/100-21	51M	TT	ICE	70000931	80/100-21	51M	TT	MEDIUM HARD TERRAIN	<b>TERRA FORCE-MX MH</b>
226789	80/100-21	51M	TT		70000931	80/100-21	51M	TT	MEDIUM HARD TERRAIN	<b>TERRA FORCE-MX MH</b>
<b>C-30 TERRACROSS</b>										
226792	100/90-19	57M	TT		70000922	100/90-19	57M	TT	MEDIUM HARD TERRAIN	<b>TERRA FORCE-MX MH</b>
226796	110/90-19	62M	TT	ICE	70000990	110/90-19	62M	TT	ICE	<b>TERRA FORCE-EX HT</b>
226794	110/90-19	62M	TT		70000923	110/90-19	62M	TT	MEDIUM HARD TERRAIN	<b>TERRA FORCE-MX MH</b>
<b>E-02 TOURIST</b>										
70000476	3.00-21	54S	TT			3.00-21	54S	TT		<b>E-05</b>
<b>E-03 TOURIST</b>										
70000477	3.50-18	62R	TT		70001083	3.50-18	62S	TT		<b>E-05</b>
<b>E-05</b>										
70000478	3.00-21	54S	TT			3.00-21	54S	TT		<b>E-05</b>
70000479	4.00-19	71P	TT		70001084	4.00-19	71S	TT		<b>E-05</b>
<b>E-06</b>										
70000480	2.75-16	46P	TT		70001018	2.75-16	46S	TT		<b>E-06</b>
<b>E-07 ENDURO</b>										
70000453	120/90-17	64S	TL*		70001003	120/90B17	64H	TL/TT		<b>ENDURO TRAIL</b>
70000454	130/80-17	65T	TL*		70001004	130/80B17	65H	TL/TT		<b>ENDURO TRAIL</b>
70000457	140/80-17	69T	TL*		70001006	140/80B17	69H	TL/TT		<b>ENDURO TRAIL</b>
70000456	140/80-17	69T	TL*	DAKAR	70001006	140/80B17	69H	TL/TT		<b>ENDURO TRAIL</b>
70000462	150/70-17	69T	TL*		70001011	150/70B17	69H	TL/TT		<b>ENDURO TRAIL</b>
70000461	150/70-17	69T	TL*	DAKAR	70001010	150/70B17	69H	TL/TT	DAKAR	<b>ENDURO TRAIL</b>
70000455	130/80-18	72T	TL*		70001005	130/80B18	72H	TL/TT		<b>ENDURO TRAIL</b>
70000459	140/80-18	70T	TL*		70001008	140/80B18	70H	TL/TT		<b>ENDURO TRAIL</b>



DISCONTINUED TIRES					REPLACEMENT TIRES					
Code	Tire size	LI/SS	Type (TL/TT)	Version	Code	Tire size	LI/SS	Type (TL/TT)	Version	Tread pattern
<b>E-07 ENDURO</b>										
70000458	140/80-18	70T	TL*	DAKAR	70001007	140/80B18	70H	TL/TT	DAKAR	<b>ENDURO TRAIL</b>
70000464	150/70-18	70T	TL*		70001013	150/70B18	70H	TL/TT		<b>ENDURO TRAIL</b>
70000463	150/70-18	70T	TL*	DAKAR	70001012	150/70B18	70H	TL/TT	DAKAR	<b>ENDURO TRAIL</b>
70000450	100/90-19	57T	TL*		70001017	100/90B19	57H	TL/TT		<b>ENDURO TRAIL+</b>
70000449	100/90-19	57T	TL*	DAKAR	70001017	100/90B19	57H	TL/TT		<b>ENDURO TRAIL+</b>
70000452	110/80-19	59T	TL*		70001002	110/80-19	59H	TL/TT		<b>ENDURO TRAIL</b>
70000451	110/80-19	59T	TL*	DAKAR	70001001	110/80B19	59H	TL/TT	DAKAR	<b>ENDURO TRAIL</b>
70000466	90/90-21	54T	TL*		70001015	90/90-21 (3.00-21)	54H	TL/TT		<b>ENDURO TRAIL</b>
70000465	90/90-21	54T	TL*	DAKAR	70001014	90/90B21 (3.00B21)	54H	TL/TT	DAKAR	<b>ENDURO TRAIL</b>
<b>E-07 + ENDURO TRAIL</b>										
70000548	130/80B17	65T	TL*		70001037	130/80B17	65H	TL/TT		<b>ENDURO TRAIL+</b>
70000550	140/80B17	69T	TL*		70001038	140/80B17	69H	TL/TT		<b>ENDURO TRAIL+</b>
70000549	140/80B17	69T	TL*	DAKAR	70001038	140/80B17	69H	TL/TT		<b>ENDURO TRAIL+</b>
70000554	150/70B17	69T	TL*		70001042	150/70B17	69H	TL/TT		<b>ENDURO TRAIL+</b>
70000553	150/70B17	69T	TL*	DAKAR	70001041	150/70B17	69H	TL/TT	DAKAR	<b>ENDURO TRAIL+</b>
70000559	170/60B17	72T	TL*		70001044	170/60B17	72H	TL/TT		<b>ENDURO TRAIL+</b>
70000558	170/60B17	72T	TL*	DAKAR	70001043	170/60B17	72H	TL/TT	DAKAR	<b>ENDURO TRAIL+</b>
70000547	120/80B18	62T	TL*		70001036	120/80B18	62H	TL/TT		<b>ENDURO TRAIL+</b>
70000552	140/80B18	70T	TL*		70001040	140/80B18	70H	TL/TT		<b>ENDURO TRAIL+</b>
70000551	140/80B18	70T	TL*	DAKAR	70001039	140/80B18	70H	TL/TT	DAKAR	<b>ENDURO TRAIL+</b>
70000557	150/70B18	70T	TL*		70001185	150/70B18	70H	TL/TT		<b>ENDURO TRAIL+</b>
70000555	150/70B18	70T	TL*	DAKAR	70001188	150/70B18	70H	TL/TT	DAKAR	<b>ENDURO TRAIL+</b>
70000544	110/80B19	59T	TL*		70001033	110/80B19	59H	TL/TT		<b>ENDURO TRAIL+</b>
70000543	110/80B19	59T	TL*	DAKAR	70001032	110/80B19	59H	TL/TT	DAKAR	<b>ENDURO TRAIL+</b>
70000546	120/70B19	60T	TL*		70001035	120/70B19	60H	TL/TT		<b>ENDURO TRAIL+</b>
70000545	120/70B19	60T	TL*	DAKAR	70001034	120/70B19	60H	TL/TT	DAKAR	<b>ENDURO TRAIL+</b>
70000561	90/90B21	54T	TL*		70001186	90/90B21 (3.00B21)	54H	TL/TT		<b>ENDURO TRAIL+</b>
70000560	90/90B21	54T	TL*	DAKAR	70001187	90/90B21 (3.00B21)	54H	TL/TT	DAKAR	<b>ENDURO TRAIL+</b>
<b>E-08 ENDURO</b>										
70000566	120/90-17	64T	TL*		70000521	120/90-17	64H	TL		<b>TERRA FORCE-R</b>
70000567	130/80-17	65T	TL*		70000522	130/80-17	65H	TL		<b>TERRA FORCE-R</b>
70000569	140/80-17	69H	TL*		70000525	140/80r17	69V	TL		<b>TERRA FORCE-R</b>
70000570	150/70-17	69H	TL*		70000526	150/70R17	69V	TL		<b>TERRA FORCE-R</b>
70000572	4.10-18	60P	TT		70001019	110/80-18	58T	TL/TT		<b>ENDURO TRAIL XT+*</b>
70000568	130/80-18	72T	TL*		70001005	130/80B18	72H	TL/TT		<b>ENDURO TRAIL*</b>
70000564	100/90-19	57H	TL*		70000520	100/90-19	57H	TL		<b>TERRA FORCE-R</b>
70000565	110/80-19	59H	TL*		70000523	110/80R19	59V	TL		<b>TERRA FORCE-R</b>
70000571	2.75-21	45P	TT		70001150	80/90-21	48H	TL/TT		<b>ENDURO TRAIL XT+*</b>
70000573	90/90-21	54T	TL*		70000529	90/90-21 (3.00-21)	54H	TL/TT		<b>TERRA FORCE-R</b>
<b>E-09 ENDURO</b>										
70000487	120/90-17	64R	TL*		70001021	120/90B17	64T	TL/TT	DAKAR	<b>ENDURO TRAIL XT+</b>

\*More off-road oriented tread pattern



DISCONTINUED TIRES					REPLACEMENT TIRES					
Code	Tire size	LI/SS	Type (TL/TT)	Version	Code	Tire size	LI/SS	Type (TL/TT)	Version	Tread pattern
<b>E-09 ENDURO</b>										
70000486	120/90-17	64R	TL*	DAKAR	70001021	120/90B17	64T	TL/TT	DAKAR	<b>ENDURO TRAIL XT+</b>
70000489	130/80-17	65R	TL*		70001022	130/80B17	65T	TL/TT	DAKAR	<b>ENDURO TRAIL XT+</b>
70000488	130/80-17	65R	TL*	DAKAR	70001022	130/80B17	65T	TL/TT	DAKAR	<b>ENDURO TRAIL XT+</b>
70000493	140/80-17	69R	TL*		70001024	140/80B17	69T	TL/TT	DAKAR	<b>ENDURO TRAIL XT+</b>
70000492	140/80-17	69R	TL*	DAKAR	70001024	140/80B17	69T	TL/TT	DAKAR	<b>ENDURO TRAIL XT+</b>
70000497	150/70-17	69R	TL*		70001027	150/70B17	69T	TL/TT	DAKAR	<b>ENDURO TRAIL XT+</b>
70000496	150/70-17	69R	TL*	DAKAR	70001027	150/70B17	69T	TL/TT	DAKAR	<b>ENDURO TRAIL XT+</b>
70000502	4.10-18	60P	TT		70001019	110/80-18	58T	TL/TT		<b>ENDURO TRAIL XT+</b>
70000483	110/80-18	58P	TT		70001019	110/80-18	58T	TL/TT		<b>ENDURO TRAIL XT+</b>
70000491	130/80-18	72R	TL*		70001023	130/80B18	72T	TL/TT	DAKAR	<b>ENDURO TRAIL XT+</b>
70000490	130/80-18	72R	TL*	DAKAR	70001023	130/80B18	72T	TL/TT	DAKAR	<b>ENDURO TRAIL XT+</b>
70000495	140/80-18	70R	TL*		70001026	140/80B18	70T	TL/TT		<b>ENDURO TRAIL XT+</b>
70000494	140/80-18	70R	TL*	DAKAR	70001025	140/80B18	70T	TL/TT	DAKAR	<b>ENDURO TRAIL XT+</b>
70000500	150/70-18	70R	TL*		70001029	150/70B18	70T	TL/TT		<b>ENDURO TRAIL XT+</b>
70000498	150/70-18	70R	TL*	DAKAR	70001028	150/70B18	70T	TL/TT	DAKAR	<b>ENDURO TRAIL XT+</b>
70000482	100/90-19	57R	TL*		70001141	100/90-19	57T	TL/TT		<b>ENDURO TRAIL XT+</b>
70000481	100/90-19	57R	TL*	DAKAR	70001141	100/90-19	57T	TL/TT		<b>ENDURO TRAIL XT+</b>
70000485	110/80-19	59R	TL*		70001020	110/80B19	59T	TL/TT	DAKAR	<b>ENDURO TRAIL XT+</b>
70000484	110/80-19	59R	TL*	DAKAR	70001020	110/80B19	59T	TL/TT	DAKAR	<b>ENDURO TRAIL XT+</b>
70000501	2.75-21	45P	TT		70001150	80/90-21	48H	TL/TT		<b>ENDURO TRAIL XT+</b>
70000503	80/90-21	48P	TT		70001150	80/90-21	48H	TL/TT		<b>ENDURO TRAIL XT+</b>
70000505	90/90-21	54R	TL*		70001031	90/90-21 (3.00-21)	54T	TL/TT		<b>ENDURO TRAIL XT+</b>
70000504	90/90-21	54R	TL*	DAKAR	70001030	90/90B21 (3.00B21)	54T	TL/TT	DAKAR	<b>ENDURO TRAIL XT+</b>
<b>E-10 ENDURO</b>										
70000510	140/80B17	69T	TL*		70001210	140/80B17	69H	TL/TT		<b>ENDURO TRAIL XT</b>
70000509	140/80B17	69T	TL*	DAKAR	70001209	140/80B17	69H	TL/TT	DAKAR	<b>ENDURO TRAIL XT</b>
70000514	150/70B17	69T	TL*		70001212	150/70B17	69H	TL/TT		<b>ENDURO TRAIL XT</b>
70000513	150/70B17	69T	TL*	DAKAR	70001211	150/70B17	69H	TL/TT	DAKAR	<b>ENDURO TRAIL XT</b>
70000517	170/60B17	72Q	TL*		70001086	170/60B17	72H	TL/TT		<b>ENDURO TRAIL XT</b>
70000512	140/80B18	70T	TL*		70001215	140/80B18	70H	TL/TT		<b>ENDURO TRAIL XT</b>
70000511	140/80B18	70T	TL*	DAKAR	70001216	140/80B18	70H	TL/TT	DAKAR	<b>ENDURO TRAIL XT</b>
70000516	150/70B18	70T	TL*		70001218	150/70B18	70H	TL/TT		<b>ENDURO TRAIL XT</b>
70000515	150/70B18	70T	TL*	DAKAR	70001217	150/70B18	70H	TL/TT	DAKAR	<b>ENDURO TRAIL XT</b>
70000507	110/80B19	59T	TL*		70001177	110/80-19	59T	TL/TT		<b>ENDURO TRAIL XT+</b>
70000506	110/80B19	59T	TL*	DAKAR	70001020	110/80B19	59T	TL/TT	DAKAR	<b>ENDURO TRAIL XT+</b>
70000508	120/70B19	60Q	TL*		70001179	120/70B19	60T	TL/TT		<b>ENDURO TRAIL XT+</b>
70000519	90/90B21	54T	TL*		70001031	90/90-21	54T	TL/TT		<b>ENDURO TRAIL XT+</b>
70000518	90/90B21	54T	TL*	DAKAR	70001030	90/90B21	54T	TL/TT	DAKAR	<b>ENDURO TRAIL XT+</b>
<b>E-12 RALLY STAR</b>										
70000334	140/80-18	70R	TT		70000993	140/80-18	70R	TT	SUPER LIGHT	<b>ENDURO TRAIL-RALLY PRO</b>
70000335	140/80-18	70R	TT		70000993	140/80-18	70R	TT	SUPER LIGHT	<b>ENDURO TRAIL-RALLY PRO</b>






DISCONTINUED TIRES					REPLACEMENT TIRES					
Code	Tire size	LI/SS	Type (TL/TT)	Version	Code	Tire size	LI/SS	Type (TL/TT)	Version	Tread pattern
<b>E-13 RALLY STAR</b>										
70000336	90/90-21 (3.00-21)	54R	TT		70000994	90/90-21	54R	TT	SUPER LIGHT	<b>ENDURO TRAIL-RALLY PRO</b>
70000337	90/90-21 (3.00-21)	54R	TT		70000994	90/90-21	54R	TT	SUPER LIGHT	<b>ENDURO TRAIL-RALLY PRO</b>
<b>EF-05 ENDURO</b>										
70000234	120/80-19	63R	TT	SUPER	70000924	120/80-19	63M	TT	MEDIUM HARD TERRAIN	<b>TERRA FORCE-MX MH</b>
70000192	120/80-19	63R	TT	SUPER	70000924	120/80-19	63M	TT	MEDIUM HARD TERRAIN	<b>TERRA FORCE-MX MH</b>
<b>EF-07 MAJESTIC ENDURO</b>										
70000193	110/80-18	58M	TT	SUPER	70000951	110/80-18	58R	TT	SUPER	<b>TERRA FORCE-EF</b>
70000236	110/80-18	58M	TT	SUPER	70000951	110/80-18	58R	TT	SUPER	<b>TERRA FORCE-EF</b>
70000194	120/90-18	71R	TT	SUPER LIGHT	70000953	120/90-18	65M	TT	SUPER LIGHT	<b>TERRA FORCE-EF</b>
70000195	120/90-18	71R	TT	SUPER	70000954	120/90-18	65R	TT	SUPER	<b>TERRA FORCE-EF</b>
70000235	120/90-18	71R	TT	REINF SUPER LIGHT	70000953	120/90-18	65M	TT	SUPER LIGHT	<b>TERRA FORCE-EF</b>
70000237	120/90-18	65M	TT	SUPER	70000954	120/90-18	65R	TT	SUPER	<b>TERRA FORCE-EF</b>
70000238	130/90-18	69R	TT	SUPER LIGHT						-
70000196	130/90-18	69R	TT	SUPER LIGHT						-
70000239	130/90-18	69R	TT	SUPER						-
70000197	130/90-18	69R	TT	SUPER						-
70000198	140/80-18	70R	TT	SUPER SOFT EXTREME	70000955	140/80-18	70M	TT	SUPER SOFT	<b>TERRA FORCE-EF</b>
70000199	140/80-18	70R	TT	SUPER LIGHT	70000956	140/80-18	70R	TT	SUPER LIGHT	<b>TERRA FORCE-EF</b>
70000200	140/80-18	70R	TT	SUPER	70000957	140/80-18	70R	TT	SUPER	<b>TERRA FORCE-EF</b>
70000242	140/80-18	70R	TT	SUPER	70000957	140/80-18	70R	TT	SUPER	<b>TERRA FORCE-EF</b>
70000241	140/80-18	70R	TT	SUPER LIGHT	70000956	140/80-18	70R	TT	SUPER LIGHT	<b>TERRA FORCE-EF</b>
70000240	140/80-18	70R	TT	SUPER SOFT EXTREME	70000955	140/80-18	70M	TT	SUPER SOFT	<b>TERRA FORCE-EF</b>
<b>ET-01 TRIAL</b>										
70000339	4.00-18	64M	TL*		70001076	120/100R18	68M	TL/TT	SOFT	<b>TRIAL</b>
70000340	4.00-18	64M	TL*	X PRO	70001077	120/100R18	68M	TL/TT	SUPER SOFT	<b>TRIAL X-PRO</b>
70000338	2.75-21	45M	TL*		70001078	80/100-21 (2.75-21)	51M	TL/TT	SOFT	<b>TRIAL</b>
<b>FT-18 FLAT TRACK</b>										
70000355	27x7-19	NHS	TT		70001079	130/80-19 (27x7-19)	NHS	TT	SOFT	<b>FLAT TRACK</b>
70000354	27.5x7.5-19	NHS	TT		70001081	140/80-19 (27.5x7.5-19)	NHS	TT	SOFT	<b>FLAT TRACK</b>
<b>H-01</b>										
70000007	2.75-19 (80/100-19)	43P	TT		70000912	2.75-19	43P	TT		<b>H-06</b>
70000008	3.00-19	49P	TT		70000913	3.00-19	49P	TT		<b>H-06</b>
70000009	3.25-19	54P	TT		70000916	3.25-19	54P	TT		<b>H-06</b>
<b>H-02</b>										
70000010	2.50-19	41L	TT		70000899	2.50-19	41P	TT		<b>H-02</b>
70000011	3.00-19	57P	TT		70000900	3.00-19	57P	TT		<b>H-02</b>
70000012	3.50-19	63P	TT		70000901	3.50-19	63P	TT		<b>H-02</b>
70000013	4.00-19	71P	TT		70000903	4.00-19	71P	TT		<b>H-02</b>
70000014	4.00-19	71P	TT	SIDE CAR	70000902	4.00-19	71P	TT	SIDE CAR	<b>H-02</b>
<b>H-03</b>										
70000015	2.75-18	48P	TT		70000904	2.75-18	48P	TT		<b>H-03</b>
70000018	3.50-18	62P	TT		70000907	3.50-18	62P	TT		<b>H-03</b>



DISCONTINUED TIRES					REPLACEMENT TIRES					
Code	Tire size	LI/SS	Type (TL/TT)	Version	Code	Tire size	LI/SS	Type (TL/TT)	Version	Tread pattern
<b>H-03</b>										
70000016	3.00-18	52P	TT		70000905	3.00-18	52P	TT		<b>H-03</b>
70000017	3.25-18 (90/100-18)	59P	TT		70000906	3.25-18 (90/100-18)	59P	TT		<b>H-03</b>
<b>H-04</b>										
70000019	2.50-16	41L	TT		70000908	2.50-16 (70/100-16)	41P	TT		<b>H-04</b>
70000020	3.25-18	59P	TT		70000909	3.25-18	59P	TT		<b>H-04</b>
<b>H-05</b>										
70000021	3.25-16	55P	TT		70000914	3.25-16	55P	TT		<b>H-06</b>
<b>H-06</b>										
70000025	3.50-16	64S	TT		70000917	3.50-16	58P	TT		<b>H-06</b>
70000022	2.75-16	46P	TT		70000910	2.75-16 (2 3/4-16)	46P	TT		<b>H-06</b>
223123	2.75-18	48P	TT		70000911	2.75-18	48P	TT	REINFORCED	<b>H-06</b>
70000024	3.25-18 (90/100-18)	59P	TT		70000915	3.25-18 (90/100-18)	59P	TT		<b>H-06</b>
70000026	3.50-18	62P	TT		70000918	3.50-18	62P	TT		<b>H-06</b>
70000027	4.00-18	64S	TT		70000919	4.00-18	64S	TT		<b>H-06</b>
<b>H-11</b>										
70000037	130/90-16	67T	TT		70000033	130/90B16 (MT90 B16)	73H	TL*		<b>CUSTOM FORCE</b>
<b>H-14 LIGHTNING</b>										
70000038	90/90-19 (3.00-19)	52T	TT							-
<b>H-15 LIGHTNING</b>										
70000039	110/90-18 (4.00-18)	64T	TT							-
<b>H-17</b>										
223382	130/70-18	63H	TL							-
<b>H-18 FLAT TRACK</b>										
70000356	130/80-19 (27x7-19)	NHS	TT		70001079	130/80-19 (27x7-19)	NHS	TT	SOFT	<b>FLAT TRACK</b>
70000357	130/80-19 (27x7-19)	NHS	TT		70001080	130/80-19 (27x7-19)	NHS	TT	SUPER SOFT	<b>FLAT TRACK</b>
70000359	140/80-19 (27.5x7.5-19)	NHS	TT		70001081	140/80-19 (27.5x7.5-19)	NHS	TT	SOFT	<b>FLAT TRACK</b>
70000360	140/80-19 (27.5x7.5-19)	NHS	TT		70001082	140/80-19 (27.5x7.5-19)	NHS	TT	SUPER SOFT	<b>FLAT TRACK</b>
<b>H-18 HIGHWAY</b>										
70000083	130/80-19 (27x7-19)	71H	TL*		70001058	130/80-19 (27x7-19)	71H	TL/TT	STREET	<b>FLAT TRACK</b>
70000084	140/80-19 (27.5x7.5-19)	71H	TL*		70001059	140/80-19 (27.5x7.5-19)	71H	TL/TT	STREET	<b>FLAT TRACK</b>
<b>MC-7</b>										
70000063	3.00-18	52R	TL*		70001255	3.00-18	52S	TL*	REINFORCED	<b>MC-7</b>
<b>MC-18</b>										
70000587	3.50-10	51P	TL*	WHITE WALL						-
70000040	110/80-17	57P	TL*							-
81808	90/80-17	46P	TL							-
592964	90/80-17	46P	TL	RACING SOFT						-
70000041	90/80-17	46P	TL*							-
<b>MC-32 WIN SCOOT</b>										
70000712	120/90-10	57L	TL*							-
70000711	120/80-16	60P	TL*							-




DISCONTINUED TIRES					REPLACEMENT TIRES					
Code	Tire size	L/SS	Type (TL/TT)	Version	Code	Tire size	L/SS	Type (TL/TT)	Version	Tread pattern
<b>S-03</b>										
70000732	4.00-8	63J	TT							-
<b>S-04</b>										
70000733	4.00-8C	66L	TT							-
<b>SW-05 SPEEDWAY</b>										
70000343	3.75-19	61P	TT		70001190	3.75-19	61P	TT	SOFT	<b>SPEEDWAY</b>
<b>SW-07 SPEEDWAY</b>										
70000344	3.75-19	61P	TT		70001139	3.75-19	61P	TT		<b>SPEEDWAY</b>
70001151	3.75-19	61P	TL		70001140	3.75-19	61P	TL		<b>SPEEDWAY</b>
70000346	3.75-19	61P	TT		70001139	3.75-19	61P	TT		<b>SPEEDWAY</b>
<b>SW-08 ICE SPEEDWAY</b>										
70000342	3.00-21	57P	TT	ICE SPEEDWAY						-
70000341	2.50-23	48P	TT	ICE SPEEDWAY						-
<b>SW-10 SPEED STAR</b>										
70000347	3.00-17	50P	TT		70000998	3.00-17	50P	TT	SOFT	<b>SPEEDWAY</b>
<b>SW-11 SPEEDWAY</b>										
70000348	2 1/4-19 (2.25-19)	30P	TT							-
<b>SW-12 SPEEDWAY</b>										
70000350	2.75-23	48P	TT		70000997	2.75-23	48P	TT		<b>SPEEDWAY</b>
70000349	2.75-23	48P	TT		70000997	2.75-23	48P	TT		<b>SPEEDWAY</b>
<b>SW-13 SPEEDWAY</b>										
70000351	2.75-22	50R	TT		70000996	2.75-22	50R	TT		<b>SPEEDWAY</b>
70000352	2.75-22	50R	TT		70000996	2.75-22	50R	TT		<b>SPEEDWAY</b>
<b>SW-14 SPEEDWAY</b>										
70000353	2.50-10	NHS	TT							-
<b>SX30</b>										
226786	60/100-14	30M	TT	INTERMEDIATE TERRAIN	70000926	60/100-14	29M	TT	MEDIUM HARD TERRAIN	<b>TERRA FORCE-MX MH</b>
226787	80/100-12 (2.50-12)	50M	TT	INTERMEDIATE TERRAIN	70000930	80/100-12	50M	TT	MEDIUM HARD TERRAIN	<b>TERRA FORCE-MX MH</b>
<b>TERRA FORCE-EF</b>										
70000201	120/90-18	65M	TT	SUPER LIGHT	70000953	120/90-18	65M	TT	SUPER LIGHT	<b>TERRA FORCE-EF</b>
70000244	120/90-18	65R	TT	SUPER	70000954	120/90-18	65R	TT	SUPER	<b>TERRA FORCE-EF</b>
70000243	120/90-18	65M	TT	SUPER LIGHT	70000953	120/90-18	65R	TT	SUPER LIGHT	<b>TERRA FORCE-EF</b>
70000246	140/80-18	70R	TT	SUPER	70000957	140/80-18	70R	TT	SUPER	<b>TERRA FORCE-EF</b>
70000245	140/80-18	70M	TT	SUPER LIGHT	70000956	140/80-18	70R	TT	SUPER LIGHT	<b>TERRA FORCE-EF</b>
70000250	90/90-21	54R	TT	SUPER	70000961	90/90-21 (3.00-21)	54R	TT	SUPER	<b>TERRA FORCE-EF</b>
70000207	90/90-21	54R	TT	SUPER LIGHT	70000960	90/90-21	54R	TT	SUPER LIGHT	<b>TERRA FORCE-EF</b>
70000249	90/90-21	54R	TT	SUPER LIGHT	70000960	90/90-21 (3.00-21)	54R	TT	SUPER LIGHT	<b>TERRA FORCE-EF</b>
70000248	90/100-21	57R	TT	SUPER	70000959	90/100-21	57R	TT	SUPER	<b>TERRA FORCE-EF</b>
70000206	90/100-21	57R	TT	SUPER	70000959	90/100-21	57R	TT	SUPER	<b>TERRA FORCE-EF</b>
70000247	90/100-21	57R	TT	SUPER LIGHT	70000958	90/100-21	57R	TT	SUPER LIGHT	<b>TERRA FORCE-EF</b>
<b>TERRA FORCE-EH</b>										
70000209	120/90-18	65M	TT	SUPER SOFT EXTREME	70000952	120/90-18	65M	TT	SUPER SOFT	<b>TERRA FORCE-EF</b>




DISCONTINUED TIRES					REPLACEMENT TIRES					
Code	Tire size	L/SS	Type (TL/TT)	Version	Code	Tire size	L/SS	Type (TL/TT)	Version	Tread pattern
<b>TERRA FORCE-EH</b>										
70000210	140/80-18	70M	TT	SUPER SOFT EXTREME	70000955	140/80-18	70M	TT	SUPER SOFT	<b>TERRA FORCE-EF</b>
70000251	120/90-18	65M	TT	SUPER SOFT EXTREME	70000952	120/90-18	65M	TT	SUPER SOFT	<b>TERRA FORCE-EF</b>
70000252	140/80-18	70M	TT	SUPER SOFT EXTREME	70000962	140/80-18	70M	TT	SUPER SOFT	<b>TERRA FORCE-EF PRO</b>
<b>TERRA FORCE-MX MH</b>										
70000117	70/100-10	41J	TT	MEDIUM HARD TERRAIN	70000927	70/100-10	41M	TT	MEDIUM HARD TERRAIN	<b>TERRA FORCE-MX MH</b>
70000118	70/100-10 (2.50-10)	41J	TT		70000927	70/100-10	41M	TT	MEDIUM HARD TERRAIN	<b>TERRA FORCE-MX MH</b>
70000113	60/100-12	36J	TT	MEDIUM HARD TERRAIN	70000925	60/100-12	36M	TT	MEDIUM HARD TERRAIN	<b>TERRA FORCE-MX MH</b>
70000114	60/100-12	36J	TT		70000925	60/100-12	36M	TT	MEDIUM HARD TERRAIN	<b>TERRA FORCE-MX MH</b>
70000123	80/100-12	50M	TT	MEDIUM HARD TERRAIN	70000930	80/100-12 (2.50-12)	50M	TT	MEDIUM HARD TERRAIN	<b>TERRA FORCE-MX MH</b>
70000124	80/100-12	50M	TT		70000930	80/100-12 (2.50-12)	50M	TT	MEDIUM HARD TERRAIN	<b>TERRA FORCE-MX MH</b>
70000115	60/100-14	29M	TT	MEDIUM HARD TERRAIN	70000926	60/100-14	29M	TT	MEDIUM HARD TERRAIN	<b>TERRA FORCE-MX MH</b>
70000116	60/100-14	29M	TT		70000926	60/100-14	29M	TT	MEDIUM HARD TERRAIN	<b>TERRA FORCE-MX MH</b>
70000294	60/100-14	30M	TT	WIN FRIC						-
70000321	60/100-14	29M	TT	SPIKE						-
70000127	90/100-14	49M	TT	MEDIUM HARD TERRAIN	70000932	90/100-14	49M	TT	MEDIUM HARD TERRAIN	<b>TERRA FORCE-MX MH</b>
70000128	90/100-14	49M	TT		70000932	90/100-14	49M	TT	MEDIUM HARD TERRAIN	<b>TERRA FORCE-MX MH</b>
70000129	90/100-16	51M	TT	MEDIUM HARD TERRAIN	70000933	90/100-16	51M	TT	MEDIUM HARD TERRAIN	<b>TERRA FORCE-MX MH</b>
70000213	90/100-16	51M	TT	SUPER SOFT EXTREME	70000973	90/100-16	51M	TT	SUPER SOFT	<b>TERRA FORCE-EX MH</b>
70000255	90/100-16	51M	TT	SUPER SOFT EXTREME	70000973	90/100-16	51M	TT	SUPER SOFT	<b>TERRA FORCE-EX MH</b>
70000130	90/100-16	51M	TT	MEDIUM HARD TERRAIN	70000933	90/100-16	51M	TT	MEDIUM HARD TERRAIN	<b>TERRA FORCE-MX MH</b>
70000119	70/100-17	40M	TT	MEDIUM HARD TERRAIN	70000928	70/100-17	40M	NHS	MEDIUM HARD TERRAIN	<b>TERRA FORCE-MX MH</b>
70000120	70/100-17	40M	TT		70000928	70/100-17	40M	NHS	MEDIUM HARD TERRAIN	<b>TERRA FORCE-MX MH</b>
70000102	100/100-18	59M	TT	MEDIUM TO HARD	70001071	100/100-18	59R	TT	SUPER	<b>TERRA FORCE-EX MH</b>
70000101	100/100-18	59M	TT		70001071	100/100-18	59R	TT	SUPER	<b>TERRA FORCE-EX MH</b>
70000106	110/100-18	64M	TT	MEDIUM TO HARD	70000966	110/100-18	64M	TT	SUPER LIGHT	<b>TERRA FORCE-EX MH</b>
70000105	110/100-18	64M	TT		70000966	110/100-18	64M	TT	SUPER LIGHT	<b>TERRA FORCE-EX MH</b>
70000211	120/90-18	65M	TT	SUPER SOFT EXTREME	70000968	120/90-18	65M	TT	SUPER SOFT	<b>TERRA FORCE-EX MH</b>
70000111	120/90-18	65M	TT	MEDIUM TO HARD	70000970	120/90-18	65R	TT	SUPER	<b>TERRA FORCE-EX MH</b>
70000112	120/90-18	65M	TT	MEDIUM TO HARD	70000970	120/90-18	65R	TT	SUPER	<b>TERRA FORCE-EX MH</b>
70000253	120/90-18	65M	TT	SUPER SOFT	70000968	120/90-18	65M	TT	SUPER SOFT	<b>TERRA FORCE-EX MH</b>
70000103	100/90-19	57M	TT	MEDIUM HARD TERRAIN	70000922	100/90-19	57M	TT	MEDIUM HARD TERRAIN	<b>TERRA FORCE-MX MH</b>
70000104	100/90-19	57M	TT	MEDIUM HARD TERRAIN	70000922	100/90-19	57M	TT	MEDIUM HARD TERRAIN	<b>TERRA FORCE-MX MH</b>
70000107	110/90-19	62M	TT	MEDIUM HARD TERRAIN	70000923	110/90-19	62M	TT	MEDIUM HARD TERRAIN	<b>TERRA FORCE-MX MH</b>
70000108	110/90-19	62M	TT	MEDIUM HARD TERRAIN	70000923	110/90-19	62M	TT	MEDIUM HARD TERRAIN	<b>TERRA FORCE-MX MH</b>
70000109	120/80-19	63M	TT	MEDIUM HARD TERRAIN	70000924	120/80-19	63M	TT	MEDIUM HARD TERRAIN	<b>TERRA FORCE-MX MH</b>
70000110	120/80-19	63M	TT	MEDIUM HARD TERRAIN	70000924	120/80-19	63M	TT	MEDIUM HARD TERRAIN	<b>TERRA FORCE-MX MH</b>
70000212	70/100-19	42M	TT	SUPER	70000971	70/100-19	42M	TT	SUPER	<b>TERRA FORCE-EX MH</b>
70000254	70/100-19	42M	TT	SUPER	70000971	70/100-19	42M	TT	SUPER	<b>TERRA FORCE-EX MH</b>
70000121	70/100-19	42M	TT	MEDIUM HARD TERRAIN	70000929	70/100-19	42M	TT	MEDIUM HARD TERRAIN	<b>TERRA FORCE-MX MH</b>
70000122	70/100-19	42M	TT		70000929	70/100-19	42M	TT	MEDIUM HARD TERRAIN	<b>TERRA FORCE-MX MH</b>
70000125	80/100-21	51M	TT	MEDIUM HARD TERRAIN	70000931	80/100-21	51M	TT	MEDIUM HARD TERRAIN	<b>TERRA FORCE-MX MH</b>



DISCONTINUED TIRES					REPLACEMENT TIRES					
Code	Tire size	I/SS	Type (TL/TR)	Version	Code	Tire size	I/SS	Type (TL/TR)	Version	Tread pattern
<b>TERRA FORCE-MX MH</b>										
70000126	80/100-21	51M	TT	MEDIUM HARD TERRAIN	70000931	80/100-21	51M	TT	MEDIUM HARD TERRAIN	<b>TERRA FORCE-MX MH</b>
70000133	90/90-21	54M	TT	MEDIUM HARD TERRAIN	70000935	90/90-21 (3.00-21)	54M	TT	MEDIUM HARD TERRAIN	<b>TERRA FORCE-MX MH</b>
70000215	90/100-21	57M	TT	SUPER LIGHT	70000974	90/100-21	57M	TT	SUPER LIGHT	<b>TERRA FORCE-EX MH</b>
70000214	90/100-21	57M	TT	SUPER	70000975	90/100-21	57M	TT	SUPER	<b>TERRA FORCE-EX MH</b>
70000256	90/100-21	57M	TT	SUPER LIGHT	70000974	90/100-21	57M	TT	SUPER LIGHT	<b>TERRA FORCE-EX MH</b>
70000257	90/100-21	57M	TT	SUPER	70000975	90/100-21	57M	TT	SUPER	<b>TERRA FORCE-EX MH</b>
70000132	90/100-21	57M	TT		70000934	90/100-21	57M	TT	MEDIUM HARD TERRAIN	<b>TERRA FORCE-MX MH</b>
70000131	90/100-21	57M	TT	MEDIUM HARD TERRAIN	70000934	90/100-21	57M	TT	MEDIUM HARD TERRAIN	<b>TERRA FORCE-MX MH</b>
70000134	90/90-21 (3.00-21)	54M	TT	MEDIUM HARD TERRAIN	70000935	90/90-21 (3.00-21)	54M	TT	MEDIUM HARD TERRAIN	<b>TERRA FORCE-MX MH</b>
<b>TERRA FORCE-MX SAND</b>										
70000142	80/100-12	50M	TT							-
70000141	80/100-12 (2.50-12)	50M	TT	SAND						-
70000145	90/100-16	51M	TT	SAND						-
70000146	90/100-16	51M	TT	SAND						-
70000135	100/90-19	57M	TT	SAND	70001066	100/90-19	57M	TT		<b>TERRA FORCE-MX SAND 2</b>
70000136	100/90-19	57M	TT	SAND	70000136	100/90-19	57M	TT		<b>TERRA FORCE-MX SAND 2</b>
70000137	110/90-19	62M	TT	SAND	70000936	110/90-19	62M	TT	SAND	<b>TERRA FORCE-MX SAND 2</b>
70000138	110/90-19	62M	TT	SAND	70000936	110/90-19	62M	TT	SAND	<b>TERRA FORCE-MX SAND 2</b>
70000139	120/80-19	63M	TT	SAND				TT		-
70000140	120/80-19	63M	TT	SAND				TT		-
70000143	80/100-21	51M	TT	SAND	70000950	80/100-21	51M	TT	SAND	<b>TERRA FORCE-MX SAND</b>
70000144	80/100-21	51M	TT	SAND	70000950	80/100-21	51M	TT	SAND	<b>TERRA FORCE-MX SAND</b>
<b>TERRA FORCE-MX SM</b>										
70000161	70/100-10	41J	TT	SOFT MEDIUM TERRAIN	70000941	70/100-10	41M	TT	SOFT MEDIUM TERRAIN	<b>TERRA FORCE-MX SM</b>
70000162	70/100-10 (2.50-10)	41J	TT		70000941	70/100-10	41M	TT	SOFT MEDIUM TERRAIN	<b>TERRA FORCE-MX SM</b>
70000159	60/100-12	36J	TT	SOFT MEDIUM TERRAIN	70000940	60/100-12	36J	TT	SOFT MEDIUM TERRAIN	<b>TERRA FORCE-MX SM</b>
70000160	60/100-12	36J	TT	SOFT MEDIUM TERRAIN	70000940	60/100-12	36M	TT	SOFT MEDIUM TERRAIN	<b>TERRA FORCE-MX SM</b>
70000169	80/100-12	50M	TT	SOFT MEDIUM TERRAIN	70000945	80/100-12	50M	TT	SOFT MEDIUM TERRAIN	<b>TERRA FORCE-MX SM</b>
70000170	80/100-12	50M	TT	SOFT TO MEDIUM	70000945	80/100-12 (2.50-12)	50M	TT	SOFT MEDIUM TERRAIN	<b>TERRA FORCE-MX SM</b>
70000297	80/100-12	50M	TT	WIN FRIC						-
70000164	70/100-14	40M	TT		70000942	70/100-14	40M	TT	SOFT MEDIUM TERRAIN	<b>TERRA FORCE-MX SM</b>
70000163	70/100-14	40M	TT	SOFT MEDIUM TERRAIN	70000942	70/100-14	40M	TT	SOFT MEDIUM TERRAIN	<b>TERRA FORCE-MX SM</b>
70000174	90/100-14	49M	TT		70000947	90/100-14	49M	TT	SOFT MEDIUM TERRAIN	<b>TERRA FORCE-MX SM</b>
70000173	90/100-14	49M	TT	SOFT MEDIUM TERRAIN	70000947	90/100-14	49M	TT	SOFT MEDIUM TERRAIN	<b>TERRA FORCE-MX SM</b>
70000298	90/100-14	49M	TT	WIN FRIC						-
70000325	90/100-14	49M	TT	SPIKE						-
70000175	90/100-16	51M	TT	SOFT MEDIUM TERRAIN	70000948	90/100-16	51M	TT	SOFT MEDIUM TERRAIN	<b>TERRA FORCE-MX SM</b>
70000299	90/100-16	51M	TT	WIN FRIC	70001074	90/100-16	51M	TT	ICE	<b>TERRA FORCE-EX HT</b>
70000176	90/100-16	51M	TT	SOFT TO MEDIUM TERRAIN	70000948	90/100-16	51M	TT	SOFT MEDIUM TERRAIN	<b>TERRA FORCE-MX SM</b>
70000326	90/100-16	51M	TT	SPIKE	70001074	90/100-16	51M	TT	ICE	<b>TERRA FORCE-EX HT</b>
70000295	70/100-17	40M	TT	WIN FRIC						-



DISCONTINUED TIRES					REPLACEMENT TIRES					
Code	Tire size	I/SS	Type (TL/TR)	Version	Code	Tire size	I/SS	Type (TL/TR)	Version	Tread pattern
<b>TERRA FORCE-MX SM</b>										
70000165	70/100-17	40M	TT	SOFT MEDIUM TERRAIN	70000943	70/100-17	40M	TT	SOFT MEDIUM TERRAIN	<b>TERRA FORCE-MX SM</b>
70000166	70/100-17	40M	TT		70000943	70/100-17	40M	TT	SOFT MEDIUM TERRAIN	<b>TERRA FORCE-MX SM</b>
70000322	70/100-17	40M	TT	SPIKE						-
70000147	100/100-18	59M	TT	SOFT TO MEDIUM	70001071	100/100-18	59R	TT	SUPER	<b>TERRA FORCE-EX MH</b>
70000148	100/100-18	59M	TT	SOFT TO MEDIUM	70001071	100/100-18	59R	TT	SUPER	<b>TERRA FORCE-EX MH</b>
70000217	110/100-18	64M	TT	SUPER LIGHT	70000977	110/100-18	64R	TT	SUPER LIGHT	<b>TERRA FORCE-EX SM</b>
70000151	110/100-18	64M	TT	SOFT TO MEDIUM	70000977	110/100-18	64R	TT	SUPER LIGHT	<b>TERRA FORCE-EX SM</b>
70000152	110/100-18	64M	TT		70000977	110/100-18	64R	TT	SUPER LIGHT	<b>TERRA FORCE-EX SM</b>
70000259	110/100-18	64M	TT		70000977	110/100-18	64R	TT	SUPER LIGHT	<b>TERRA FORCE-EX SM</b>
70000220	120/90-18	65M	TT	SUPER LIGHT	70000978	120/90-18	65R	TT	SUPER LIGHT	<b>TERRA FORCE-EX SM</b>
70000158	120/90-18	65M	TT	SOFT TO MEDIUM	70000979	120/90-18	65R	TT	SUPER	<b>TERRA FORCE-EX SM</b>
70000262	120/90-18	57M	TT	SUPER LIGHT	70000978	120/90-18	65R	TT	SUPER LIGHT	<b>TERRA FORCE-EX SM</b>
70000261	120/90-18	57M	TT	SUPER	70000979	120/90-18	65R	TT	SUPER	<b>TERRA FORCE-EX SM</b>
70000157	120/90-18	65M	TT	SOFT TO MEDIUM	70000979	120/90-18	65R	TT	SUPER	<b>TERRA FORCE-EX SM</b>
70000219	120/90-18	65M	TT	SUPER	70000979	120/90-18	65R	TT	SUPER	<b>TERRA FORCE-EX SM</b>
70000150	100/90-19	57M	TT	SOFT TO MEDIUM TERRAIN	70000937	100/90-19	57M	TT	SOFT MEDIUM TERRAIN	<b>TERRA FORCE-MX SM</b>
70000258	100/90-19	57M	TT	SUPER LIGHT	70000937	100/90-19	57M	TT	SOFT MEDIUM TERRAIN	<b>TERRA FORCE-MX SM</b>
70000216	100/90-19	57M	TT	SUPER LIGHT	70000937	100/90-19	57M	TT	SOFT MEDIUM TERRAIN	<b>TERRA FORCE-MX SM</b>
70000154	110/90-19	62M	TT	SOFT TO MEDIUM TERRAIN	70000938	110/90-19	62M	TT	SOFT MEDIUM TERRAIN	<b>TERRA FORCE-MX SM</b>
70000260	110/90-19	62M	TT	SUPER LIGHT	70000938	110/90-19	62M	TT	SOFT MEDIUM TERRAIN	<b>TERRA FORCE-MX SM</b>
70000218	110/90-19	62M	TT	SUPER LIGHT	70000938	110/90-19	62M	TT	SOFT MEDIUM TERRAIN	<b>TERRA FORCE-MX SM</b>
70000156	120/80-19	63M	TT	SOFT TO MEDIUM TERRAIN	70000939	120/80-19	63M	TT	SOFT MEDIUM TERRAIN	<b>TERRA FORCE-MX SM</b>
70000296	70/100-19	42M	TT	WIN FRIC	70001075	70/100-19	42M	TT	ICE	<b>TERRA FORCE-EX HT</b>
70000167	70/100-19	42M	TT	SOFT MEDIUM TERRAIN	70000944	70/100-19	42M	TT	SOFT MEDIUM TERRAIN	<b>TERRA FORCE-MX SM</b>
70000168	70/100-19	42M	TT	SOFT TO MEDIUM TERRAIN	70000944	70/100-19	42M	TT	SOFT MEDIUM TERRAIN	<b>TERRA FORCE-MX SM</b>
70000323	70/100-19	42M	TT	SPIKE	70001075	70/100-19	42M	TT	ICE	<b>TERRA FORCE-EX XT</b>
70000149	100/90-19	57M	TT	SOFT MEDIUM TERRAIN	70000937	100/90-19	57M	TT	SOFT MEDIUM TERRAIN	<b>TERRA FORCE-MX SM</b>
70000153	110/90-19	62M	TT	SOFT MEDIUM TERRAIN	70000938	110/90-19	62M	TT	SOFT MEDIUM TERRAIN	<b>TERRA FORCE-MX SM</b>
70000155	120/80-19	63M	TT	SOFT MEDIUM TERRAIN	70000939	120/80-19	63M	TT	SOFT MEDIUM TERRAIN	<b>TERRA FORCE-MX SM</b>
70000171	80/100-21	51M	TT	SOFT MEDIUM TERRAIN	70000946	80/100-21	51M	TT	SOFT MEDIUM TERRAIN	<b>TERRA FORCE-MX SM</b>
70000172	80/100-21	51M	TT	SUPER LIGHT	70000921	80/100-21	51M	TT	SUPER LIGHT	<b>TERRA FORCE-EX SM</b>
70000263	90/90-21	54M	TT	SUPER LIGHT	70000963	90/90-21	54R	TT	SUPER LIGHT	<b>TERRA FORCE-EF SM</b>
70000264	90/90-21	54M	TT	SUPER	70000964	90/90-21	54R	TT	SUPER	<b>TERRA FORCE-EF SM</b>
70000221	90/90-21 (3.00-21)	54M	TT	SUPER LIGHT	70000963	90/90-21	54R	TT	SUPER LIGHT	<b>TERRA FORCE-EF SM</b>
70000222	90/90-21 (3.00-21)	54M	TT	SUPER	70000964	90/90-21	54R	TT	SUPER	<b>TERRA FORCE-EF SM</b>
70000177	90/90-21	54M	TT	SOFT MEDIUM TERRAIN	70000949	90/90-21	54M	TT	SOFT MEDIUM TERRAIN	<b>TERRA FORCE-MX SM</b>
70000178	90/90-21 (3.00-21)	54M	TT	SOFT TO MEDIUM TERRAIN	70000949	90/90-21	54M	TT	SOFT MEDIUM TERRAIN	<b>TERRA FORCE-MX SM</b>
<b>XT-434</b>										
70000300	80/100-21	51M	TT	WIN FRIC	70000991	90/90-21	51M	TT	ICE	<b>TERRA FORCE-EX HT</b>
228257	80/100-21	51M	TT	SPIKE	70000991	90/90-21	51M	TT	ICE	<b>TERRA FORCE-EX HT</b>
70000300	80/100-21	51M	TT	SPIKE	70000991	90/90-21	51M	TT	ICE	<b>TERRA FORCE-EX HT</b>



DISCONTINUED TIRES					REPLACEMENT TIRES					
Code	Tire size	L/SS	Type (TL/TT)	Version	Code	Tire size	L/SS	Type (TL/TT)	Version	Tread pattern
<b>XT-444</b>										
70000301	90/90-21 (3.00-21)	51M	TT	WIN FRIC	70000991	90/90-21 (3.00-21)	51M	TT	ICE	<b>TERRA FORCE-EX HT</b>
228256	3.00-21	51M	TT	WIN FRIC SPIKE	70000991	90/90-21 (3.00-21)	51M	TT	ICE	<b>TERRA FORCE-EX HT</b>
70000328	3.00-21	51M	TT	SPIKE	70000991	90/90-21 (3.00-21)	51M	TT	ICE	<b>TERRA FORCE-EX HT</b>
<b>XT-454</b>										
70000223	110/100-18	54M	TT	SUPER SOFT EXTREME	70000967	110/100-18	64M	TT	SUPER SOFT	<b>TERRA FORCE-EX MH</b>
70000302	110/100-18	64M	TT	WIN FRIC	70000989	110/100-18	64M	TT	ICE	<b>TERRA FORCE-EX HT</b>
228062	110/100-18	64M	TT		70000966	110/100-18	64M	TT	SUPER LIGHT	<b>TERRA FORCE-EX MH</b>
228254	110/100-18	64M	TT	WIN FRIC SPIKE	70000989	110/100-18	64M	TT	ICE	<b>TERRA FORCE-EX HT</b>
70000329	110/100-18	64M	TT	SPIKE	70000989	110/100-18	64M	TT	ICE	<b>TERRA FORCE-EX HT</b>
70000303	110/90-19	62M	TT	WIN FRIC	70000990	110/90-19	62M	TT	ICE	<b>TERRA FORCE-EX HT</b>
228255	110/90-19	62M	TT		70000990	110/90-19	62M	TT	ICE	<b>TERRA FORCE-EX HT</b>
70000330	110/90-19	62M	TT	SPIKE	70000990	110/90-19	62M	TT	ICE	<b>TERRA FORCE-EX HT</b>
<b>XT-754</b>										
228058	90/100-16	52M	TT		70000933	90/100-16	51M	TT	MEDIUM HARD TERRAIN	<b>TERRA FORCE-MX MH</b>
228067	90/100-16	52M	TT	WIN FRIC	70001074	90/100-16	51M	TT	ICE	<b>TERRA FORCE-EX HT</b>
70000284	110/100-18	64P	TT		70000966	110/100-18	64M	TT	SUPER LIGHT	<b>TERRA FORCE-EX MH</b>
70000224	120/90-18	65M	TT	SUPER LIGHT	70000981	120/90-18	65M	TT	SUPER LIGHT	<b>TERRA FORCE-EX XT</b>
70000286	120/90-18	65P	TT		70000987	120/90-18	65R	TT	SUPER	<b>TERRA FORCE-EX XT</b>
70000265	120/90-18	65M	TT	SUPER LIGHT	70000981	120/90-18	65M	TT	SUPER LIGHT	<b>TERRA FORCE-EX XT</b>
228041	100/100-19	62M	TT							-
70000285	110/90-19	62M	TT		70000986	110/90-19	62R	TT	SUPER	<b>TERRA FORCE-EX XT</b>
<b>XT-914</b>										
228079	80/100-21	51R	TT		70000931	80/100-21	51M	TT	MEDIUM HARD TERRAIN	<b>TERRA FORCE-MX MH</b>
<b>XT-946</b>										
228024	110/100-18	64M	TT		70000966	110/100-18	64M	TT	SUPER LIGHT	<b>TERRA FORCE-EX MH</b>
70001152	120/100-18	68M	TT	SUPER LIGHT	70000992	120/100-18	68M	TT	SUPER LIGHT	<b>TERRA FORCE-EX MH</b>
70000304	120/100-18	68M	TT	ICE SOFT						-
228025	120/100-18	68M	TT		70000992	120/100-18	68M	TT	SUPER LIGHT	<b>TERRA FORCE-EX MH</b>
70000305	120/90-19	64M	TT	SUPER LIGHT	70000984	120/90-19	66N	TT		<b>STONE KING</b>
<b>XT-994</b>										
70000306	80/100-21	51M	TT	WIN FRIC	70000991	90/90-21	51M	TT	ICE	<b>TERRA FORCE-EX HT</b>
70000331	80/100-21	51M	TT	SPIKE	70000991	90/90-21	51M	TT	ICE	<b>TERRA FORCE-EX HT</b>
228264	80/100-21	51R	TT	WIN FRIC SPIKE	70000991	90/90-21	51M	TT	ICE	<b>TERRA FORCE-EX HT</b>





**Mitas Motorcycle Tires**

Škofjeloška cesta 6,  
4000 Kranj, Slovenia  
Phone: +386 4 206 58 83

[info-moto@mitas-tires.com](mailto:info-moto@mitas-tires.com)



Printing errors and mistakes reserved. 2024 | 3

**KEEP ON RIDING**

[mitas-moto.com](http://mitas-moto.com)    [@mitasmoto](https://www.instagram.com/mitasmoto)

**Mitas**